

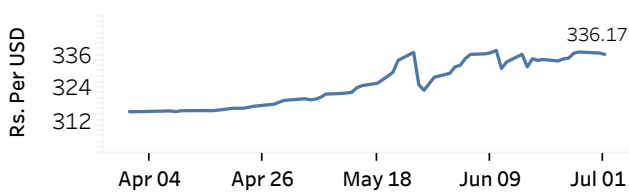


Real GDP Growth: 2026 Q1 5.1% NCPI Y-o-Y Change: May 2026 5.4% CCPI Y-o-Y Change: June 2026 6.8%

Exchange Rates

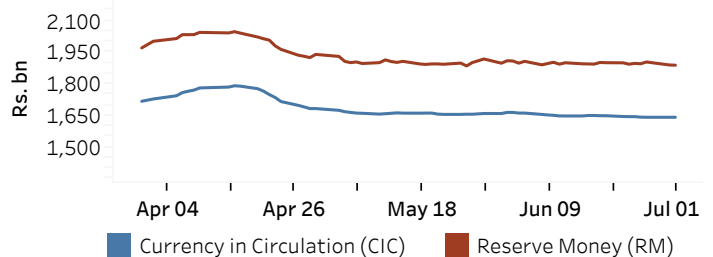
01-Jul-26	TT Buying ^(a)	TT Selling ^(a)
	(Rs. Per Unit)	(Rs. Per Unit)
USD	331.5503	341.0913
GBP	437.5072	452.7081
EUR	376.7022	390.4602
JPY	2.0297	2.1056

Indicative Rate of the USD/LKR Spot Exchange Rate



Currency and Reserve Money

	(Rs.mn) 30-Jun-26	01-Jul-26
Currency in Circulation	1,641,666.11	1,641,665.79
Reserve Money	1,889,087.80	1,888,163.50



Source: Central Bank of Sri Lanka

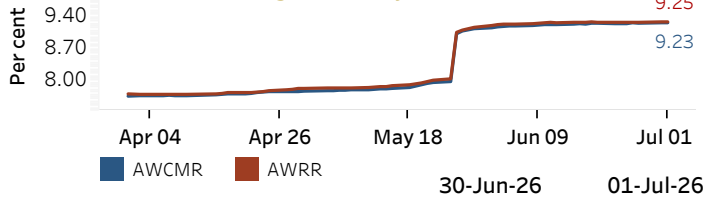
Money Market

Policy Rate (OPR): 8.75%

SRR: 2.00%

Weekly AWPR: 10.39%

Overnight Money Market



Source: Central Bank of Sri Lanka

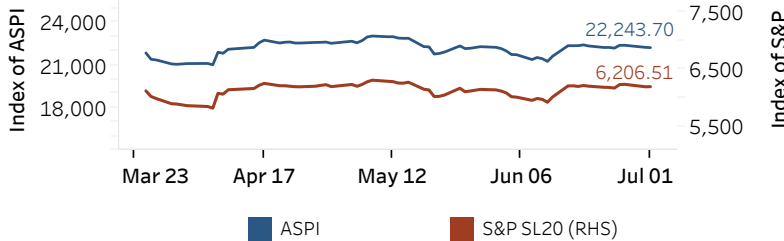
Yield Rates of T-Bills

	(per cent)	
	Primary Market 01-Jul-26	Secondary Market 01-Jul-26 ^(b)
91 Day	10.23	10.23
182 Day	10.30	10.26
364 Day	10.20	10.21

Source: Ministry of Finance, Planning and Economic Development

Share Market

ASPI and S&P SL 20



01-Jul-26

Daily Turnover (Rs. mn)	1,070.24
Market Capitalization (Rs. bn)	8,062.24
PE Ratio	11.72

Foreign Purchases and Sales

	(Rs. mn)
Foreign Purchases	61.54
Foreign Sales	350.53

Source: Colombo Stock Exchange

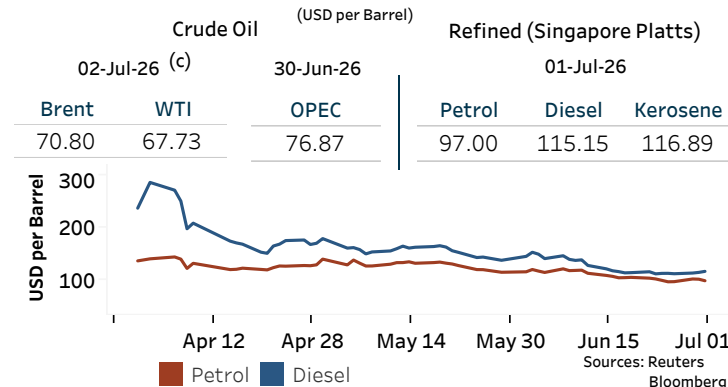
Energy

CPC Local Prices (LKR per Litre): Petrol (92 octane): 414.00

Auto Diesel: 382.00

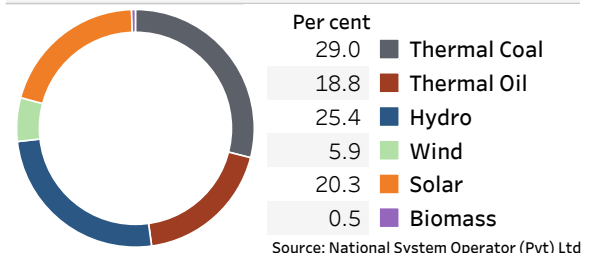
Kerosene: 285.00

Global Petroleum Products



Electricity Generation

	30-Jun-26	01-Jul-26
Total Energy (GWh)	50.98	54.71
Peak Demand (MW)	2,685.80	2,799.50



Source: National System Operator (Pvt) Ltd

(a) The average buying and selling exchange rates are calculated based on the quotes provided at 9.30 AM on daily basis for Telegraphic Transfers (TT) for designated foreign currencies by the selected Licensed Banks

Published on 02-Jul-2026

(b) Based on actual transactions above Rs. 50 mn reported up to 4.00 PM (c) Updated at 8.00 AM