

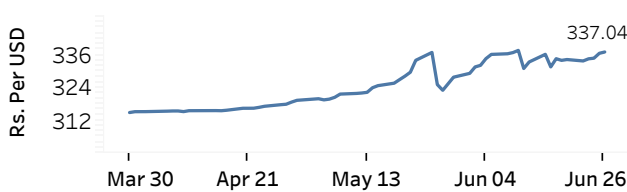


Real GDP Growth: 2026 Q1 5.1% NCPI Y-o-Y Change: May 2026 5.4% CCPI Y-o-Y Change: May 2026 5.5%

Exchange Rates

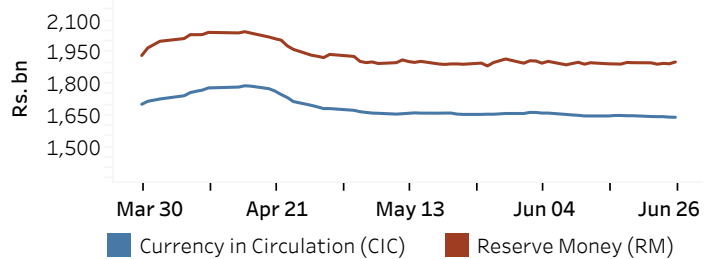
26-Jun-26	TT Buying ^(a)	TT Selling ^(a)
	(Rs. Per Unit)	(Rs. Per Unit)
USD	332.2217	341.8794
GBP	436.7461	451.9304
EUR	375.9735	389.7328
JPY	2.0465	2.1229

Indicative Rate of the USD/LKR Spot Exchange Rate



Currency and Reserve Money

	(Rs.mn) 25-Jun-26	26-Jun-26
Currency in Circulation	1,642,290.86	1,641,668.89
Reserve Money	1,894,837.30	1,903,390.41



Source: Central Bank of Sri Lanka

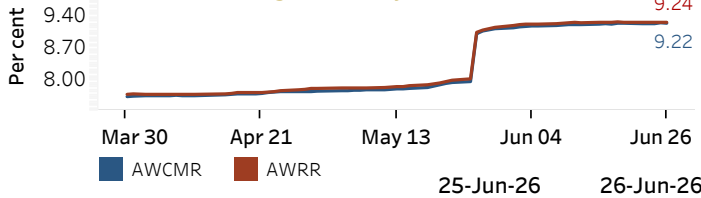
Money Market

Policy Rate (OPR): 8.75%

SRR: 2.00%

Weekly AWPR: 10.39%

Overnight Money Market



Source: Central Bank of Sri Lanka

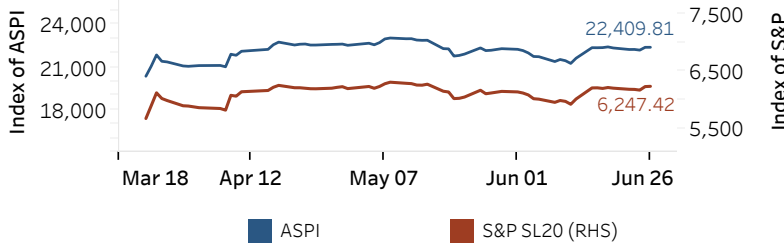
Yield Rates of T-Bills

	(per cent)	
	Primary Market 24-Jun-26	Secondary Market 26-Jun-26 ^(b)
91 Day	10.14	10.00
182 Day	10.21	-
364 Day	10.17	10.14

Source: Ministry of Finance, Planning and Economic Development

Share Market

ASPI and S&P SL 20



26-Jun-26

Daily Turnover (Rs. mn)	1,911.34
Market Capitalization (Rs. bn)	8,124.45
PE Ratio	11.81

Foreign Purchases and Sales

(Rs. mn)	
Foreign Purchases	52.93
Foreign Sales	43.64

Source: Colombo Stock Exchange

Energy

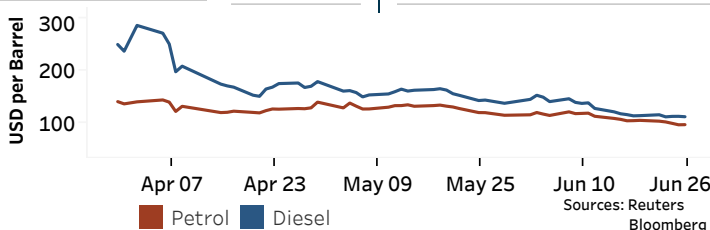
CPC Local Prices (LKR per Litre): Petrol (92 octane): 434.00

Auto Diesel: 407.00

Kerosene: 285.00

Global Petroleum Products

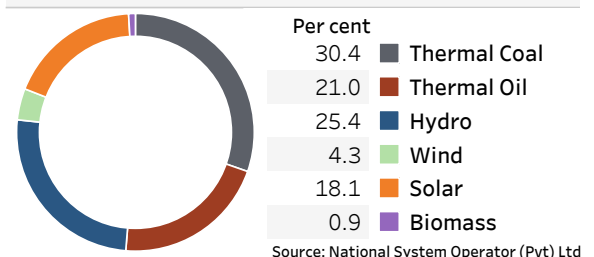
Crude Oil (USD per Barrel)			Refined (Singapore Platts)		
30-Jun-26 ^(c)	26-Jun-26		26-Jun-26		
Brent	WTI	OPEC	Petrol	Diesel	Kerosene
72.70	70.42	75.44	95.25	110.57	110.40



Sources: Reuters
Bloomberg

Electricity Generation

	25-Jun-26	26-Jun-26
Total Energy (GWh)	56.76	56.60
Peak Demand (MW)	2,891.10	2,856.30



Source: National System Operator (Pvt) Ltd

(a) The average buying and selling exchange rates are calculated based on the quotes provided at 9.30 AM on daily basis for Telegraphic Transfers (TT) for designated foreign currencies by the selected Licensed Banks

(b) Based on actual transactions above Rs. 50 mn reported up to 4.00 PM (c) Updated at 8.00 AM