

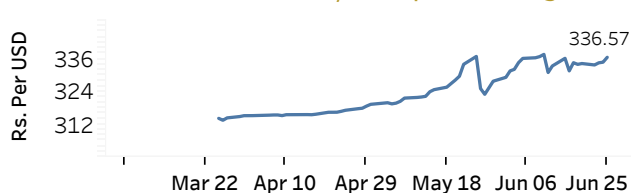


Real GDP Growth: 2026 Q1 5.1% NCPI Y-o-Y Change: May 2026 5.4% CCPI Y-o-Y Change: May 2026 5.5%

Exchange Rates

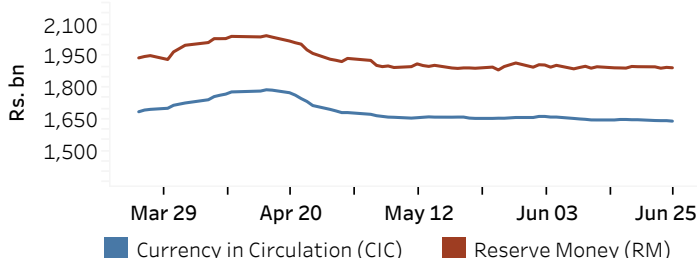
25-Jun-26	TT Buying ^(a)	TT Selling ^(a)
	(Rs. Per Unit)	(Rs. Per Unit)
USD	332.3416	342.0372
GBP	436.5994	451.8110
EUR	376.2315	389.9580
JPY	2.0475	2.1246

Indicative Rate of the USD/LKR Spot Exchange Rate



Currency and Reserve Money

	(Rs.mn)	24-Jun-26	25-Jun-26
Currency in Circulation		1,644,611.81	1,642,290.86
Reserve Money		1,896,798.30	1,894,837.30



Source: Central Bank of Sri Lanka

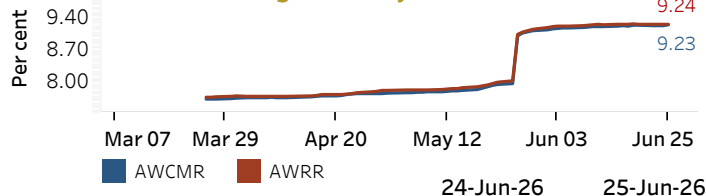
Money Market

Policy Rate (OPR): 8.75%

SRR: 2.00%

Weekly AWPR: 10.42%

Overnight Money Market



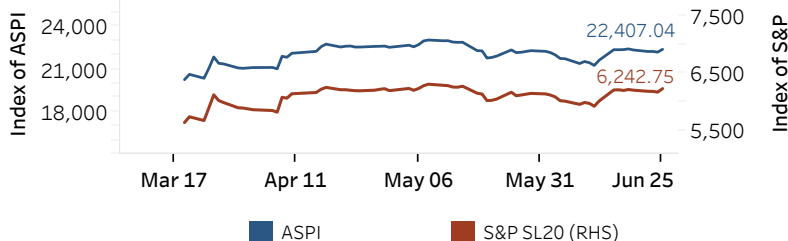
Yield Rates of T-Bills

	(per cent)	
	Primary Market	Secondary Market
91 Day	24-Jun-26: 10.14	25-Jun-26 ^(b) : 10.14
182 Day	24-Jun-26: 10.21	25-Jun-26 ^(b) : 10.24
364 Day	24-Jun-26: 10.17	25-Jun-26 ^(b) : -

Source: Ministry of Finance, Planning and Economic Development

Share Market

ASPI and S&P SL 20



25-Jun-26

Daily Turnover (Rs. mn)	2,729.99
Market Capitalization (Rs. bn)	8,129.09
PE Ratio	11.81

Foreign Purchases and Sales

	(Rs. mn)
Foreign Purchases	54.54
Foreign Sales	104.85

Source: Colombo Stock Exchange

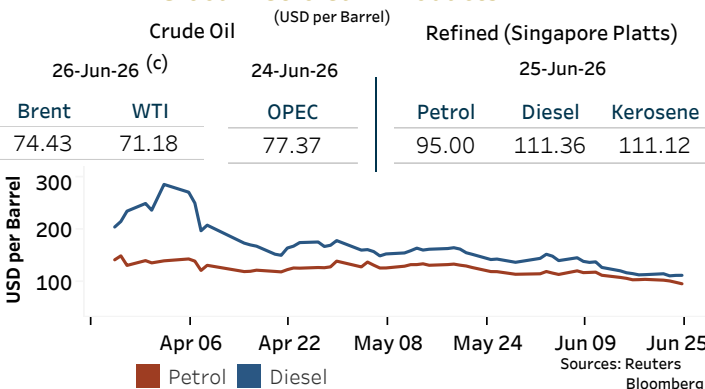
Energy

CPC Local Prices (LKR per Litre): Petrol (92 octane): 434.00

Auto Diesel: 407.00

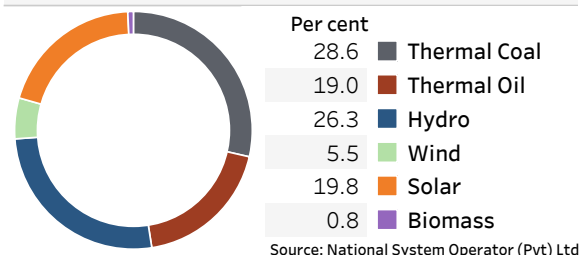
Kerosene: 285.00

Global Petroleum Products



Electricity Generation

	24-Jun-26	25-Jun-26
Total Energy (GWh)	56.28	56.76
Peak Demand (MW)	2,861.30	2,891.10



Source: National System Operator (Pvt) Ltd

(a) The average buying and selling exchange rates are calculated based on the quotes provided at 9.30 AM on daily basis for Telegraphic Transfers (TT) for designated foreign currencies by the selected Licensed Banks

Published on 26-Jun-2026

(b) Based on actual transactions above Rs. 50 mn reported up to 4.00 PM (c) Updated at 8.00 AM