

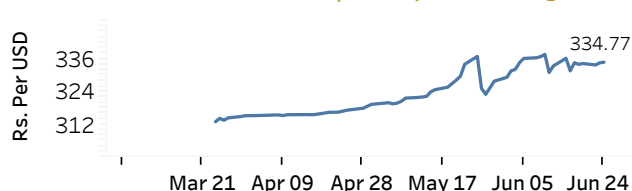


Real GDP Growth: 2026 Q1 5.1% NCPI Y-o-Y Change: May 2026 5.4% CCPI Y-o-Y Change: May 2026 5.5%

Exchange Rates

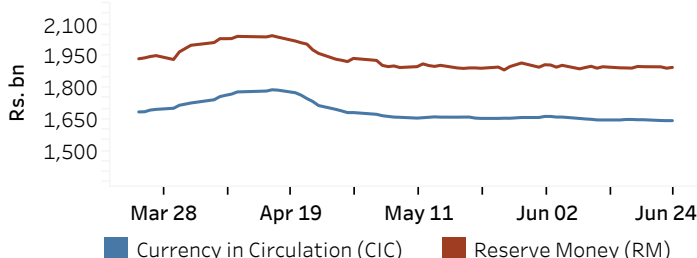
24-Jun-26	TT Buying ^(a)	TT Selling ^(a)
	(Rs. Per Unit)	(Rs. Per Unit)
USD	330.3515	340.0685
GBP	434.8940	450.0311
EUR	374.1836	388.0942
JPY	2.0382	2.1148

Indicative Rate of the USD/LKR Spot Exchange Rate



Currency and Reserve Money

	(Rs.mn) 23-Jun-26	24-Jun-26
Currency in Circulation	1,644,610.99	1,644,611.81
Reserve Money	1,892,881.10	1,896,798.30



Source: Central Bank of Sri Lanka

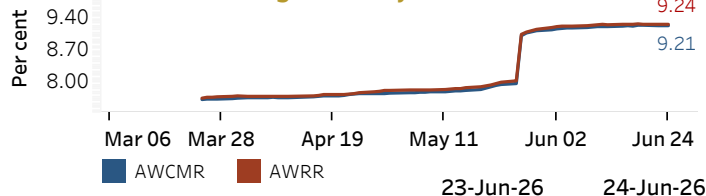
Money Market

Policy Rate (OPR): 8.75%

SRR: 2.00%

Weekly AWPR: 10.42%

Overnight Money Market



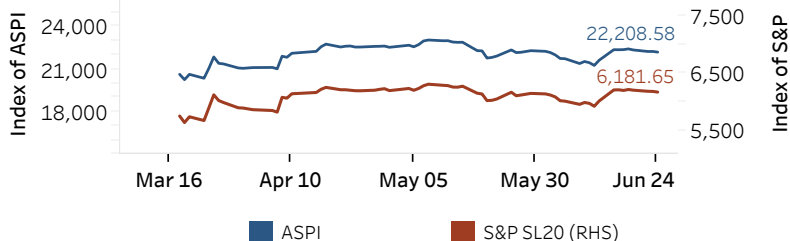
Yield Rates of T-Bills

	(per cent)	
	Primary Market 24-Jun-26	Secondary Market 24-Jun-26 ^(b)
91 Day	10.14	10.14
182 Day	10.21	10.20
364 Day	10.17	10.18

Source: Ministry of Finance, Planning and Economic Development

Share Market

ASPI and S&P SL 20



24-Jun-26

Daily Turnover (Rs. mn)	1,195.14
Market Capitalization (Rs. bn)	8,056.89
PE Ratio	11.71

Foreign Purchases and Sales

	(Rs. mn)
Foreign Purchases	29.09
Foreign Sales	159.74

Source: Colombo Stock Exchange

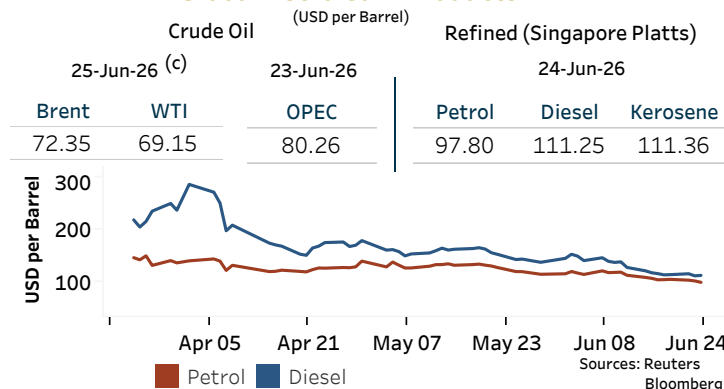
Energy

CPC Local Prices (LKR per Litre): Petrol (92 octane): 434.00

Auto Diesel: 407.00

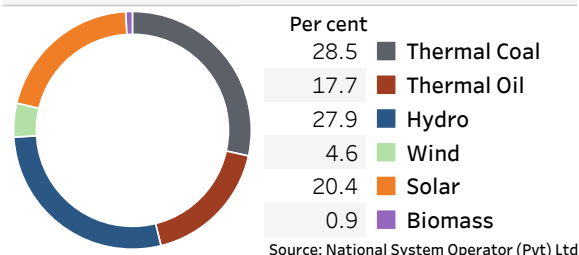
Kerosene: 285.00

Global Petroleum Products



Electricity Generation

	23-Jun-26	24-Jun-26
Total Energy (GWh)	53.12	56.28
Peak Demand (MW)	2,772.30	2,861.30



Source: National System Operator (Pvt) Ltd

(a) The average buying and selling exchange rates are calculated based on the quotes provided at 9.30 AM on daily basis for Telegraphic Transfers (TT) for designated foreign currencies by the selected Licensed Banks

Published on 25-Jun-2026

(b) Based on actual transactions above Rs. 50 mn reported up to 4.00 PM (c) Updated at 8.00 AM