

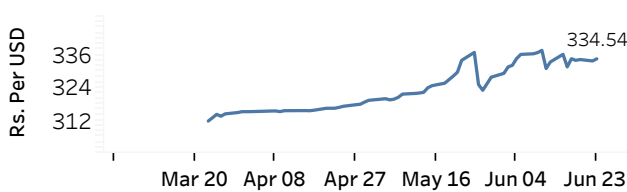


Real GDP Growth: 2026 Q1 5.1% NCPI Y-o-Y Change: May 2026 5.4% CCPI Y-o-Y Change: May 2026 5.5%

Exchange Rates

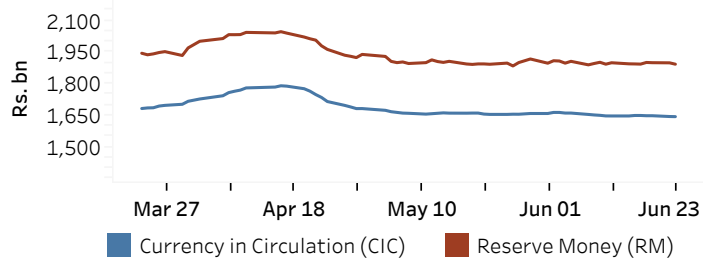
23-Jun-26	TT Buying ^(a)	TT Selling ^(a)
	(Rs. Per Unit)	(Rs. Per Unit)
USD	329.6534	339.4956
GBP	435.4654	450.7204
EUR	375.2974	389.2398
JPY	2.0338	2.1106

Indicative Rate of the USD/LKR Spot Exchange Rate



Currency and Reserve Money

	(Rs.mn) 22-Jun-26	23-Jun-26
Currency in Circulation	1,645,218.07	1,644,610.99
Reserve Money	1,899,329.95	1,892,881.10



Source: Central Bank of Sri Lanka

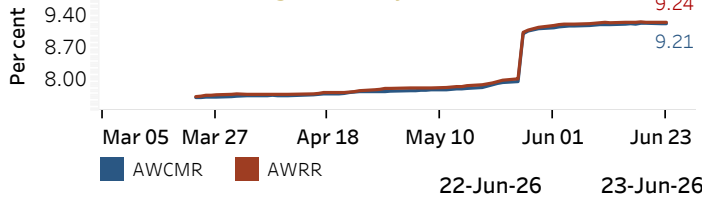
Money Market

Policy Rate (OPR): 8.75%

SRR: 2.00%

Weekly AWPR: 10.42%

Overnight Money Market



Source: Central Bank of Sri Lanka

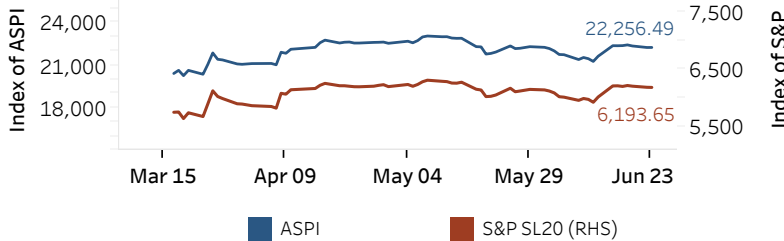
Yield Rates of T-Bills

	(per cent)	
	Primary Market 17-Jun-26	Secondary Market 23-Jun-26 ^(b)
91 Day	10.02	-
182 Day	10.16	-
364 Day	10.16	-

Source: Ministry of Finance, Planning and Economic Development

Share Market

ASPI and S&P SL 20



23-Jun-26

Daily Turnover (Rs. mn)	1,563.17
Market Capitalization (Rs. bn)	8,074.47
PE Ratio	11.73

Foreign Purchases and Sales

(Rs. mn)	
Foreign Purchases	1.50
Foreign Sales	226.59

Source: Colombo Stock Exchange

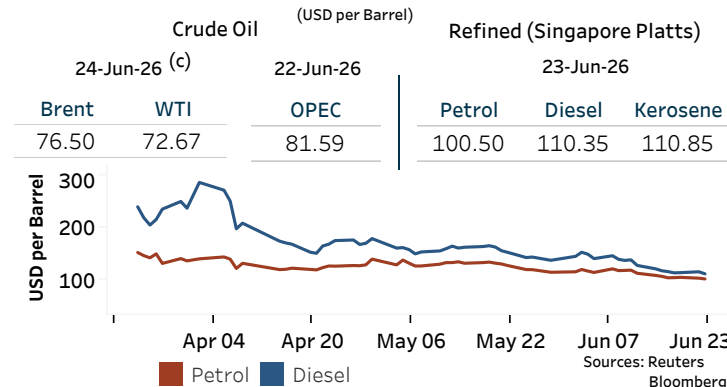
Energy

CPC Local Prices (LKR per Litre): Petrol (92 octane): 434.00

Auto Diesel: 407.00

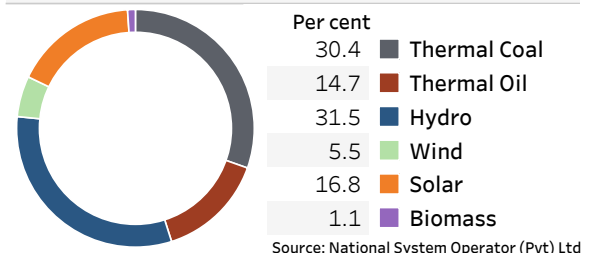
Kerosene: 285.00

Global Petroleum Products



Electricity Generation

	22-Jun-26	23-Jun-26
Total Energy (GWh)	51.40	53.12
Peak Demand (MW)	2,613.90	2,772.30



Source: National System Operator (Pvt) Ltd

(a) The average buying and selling exchange rates are calculated based on the quotes provided at 9.30 AM on daily basis for Telegraphic Transfers (TT) for designated foreign currencies by the selected Licensed Banks

(b) Based on actual transactions above Rs. 50 mn reported up to 4.00 PM (c) Updated at 8.00 AM