

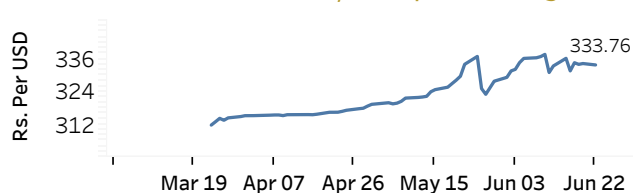


Real GDP Growth: 2026 Q1 5.1% NCPI Y-o-Y Change: May 2026 5.4% CCPI Y-o-Y Change: May 2026 5.5%

Exchange Rates

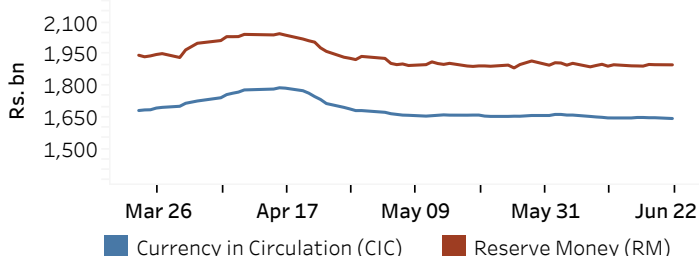
22-Jun-26	TT Buying ^(a)	TT Selling ^(a)
	(Rs. Per Unit)	(Rs. Per Unit)
USD	329.3058	339.0659
GBP	434.1492	449.3898
EUR	376.1175	390.0029
JPY	2.0311	2.1079

Indicative Rate of the USD/LKR Spot Exchange Rate



Currency and Reserve Money

	(Rs.mn)	19-Jun-26	22-Jun-26
Currency in Circulation		1,648,969.10	1,645,218.07
Reserve Money		1,900,015.30	1,899,329.95



Source: Central Bank of Sri Lanka

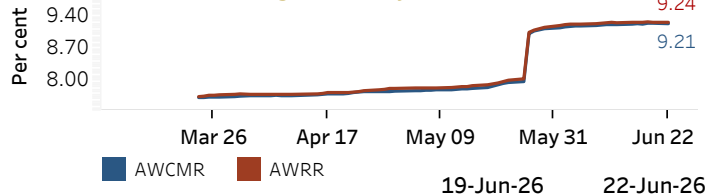
Money Market

Policy Rate (OPR): 8.75%

SRR: 2.00%

Weekly AWPR: 10.42%

Overnight Money Market



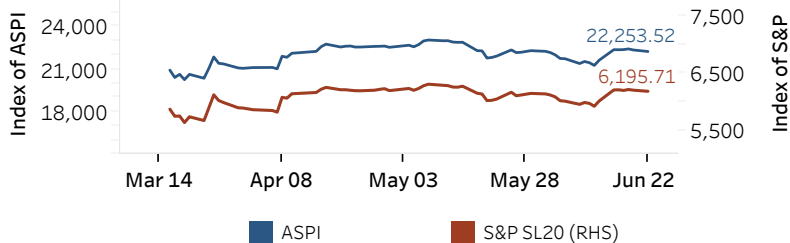
Yield Rates of T-Bills

	(per cent)	
	Primary Market 17-Jun-26	Secondary Market 22-Jun-26 ^(b)
91 Day	10.02	-
182 Day	10.16	-
364 Day	10.16	-

Source: Ministry of Finance, Planning and Economic Development

Share Market

ASPI and S&P SL 20



22-Jun-26

Daily Turnover (Rs. mn)	1,183.41
Market Capitalization (Rs. bn)	8,073.23
PE Ratio	11.73

Foreign Purchases and Sales

	(Rs. mn)
Foreign Purchases	3.95
Foreign Sales	158.60

Source: Colombo Stock Exchange

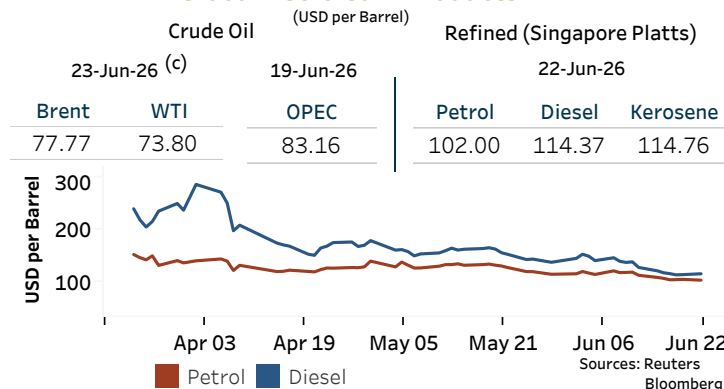
Energy

CPC Local Prices (LKR per Litre): Petrol (92 octane): 434.00

Auto Diesel: 407.00

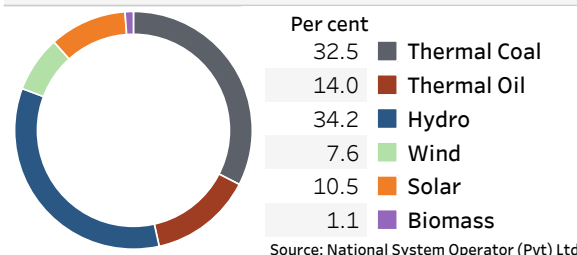
Kerosene: 285.00

Global Petroleum Products



Electricity Generation

	21-Jun-26	22-Jun-26
Total Energy (GWh)	47.65	51.40
Peak Demand (MW)	2,519.70	2,613.90



Source: National System Operator (Pvt) Ltd

(a) The average buying and selling exchange rates are calculated based on the quotes provided at 9.30 AM on daily basis for Telegraphic Transfers (TT) for designated foreign currencies by the selected Licensed Banks

Published on 23-Jun-2026

(b) Based on actual transactions above Rs. 50 mn reported up to 4.00 PM (c) Updated at 8.00 AM