

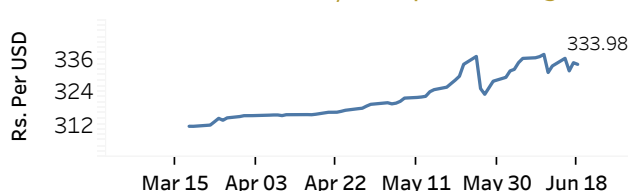


Real GDP Growth: 2026 Q1 5.1% NCPI Y-o-Y Change: April 2026 4.7% CCPI Y-o-Y Change: May 2026 5.5%

Exchange Rates

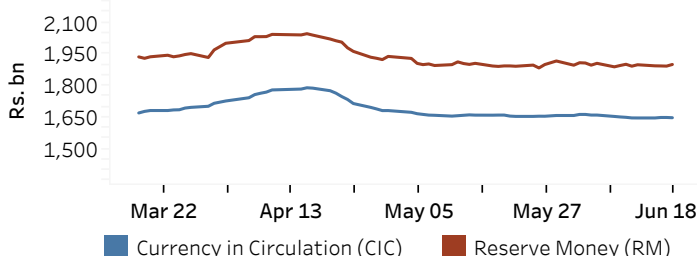
18-Jun-26	TT Buying ^(a)	TT Selling ^(a)
	(Rs. Per Unit)	(Rs. Per Unit)
USD	329.1875	339.0672
GBP	437.2224	452.4825
EUR	378.0243	391.8773
JPY	2.0437	2.1205

Indicative Rate of the USD/LKR Spot Exchange Rate



Currency and Reserve Money

	(Rs.mn)	17-Jun-26	18-Jun-26
Currency in Circulation		1,650,141.49	1,648,972.67
Reserve Money		1,893,309.66	1,901,093.86

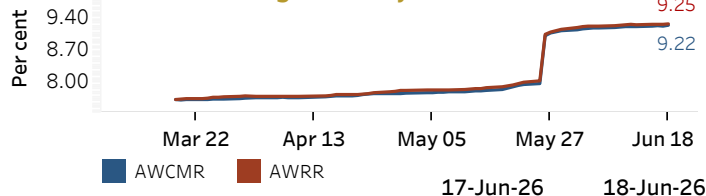


Source: Central Bank of Sri Lanka

Money Market

Policy Rate (OPR): 8.75% SRR: 2.00% Weekly AWPR: 10.25%

Overnight Money Market



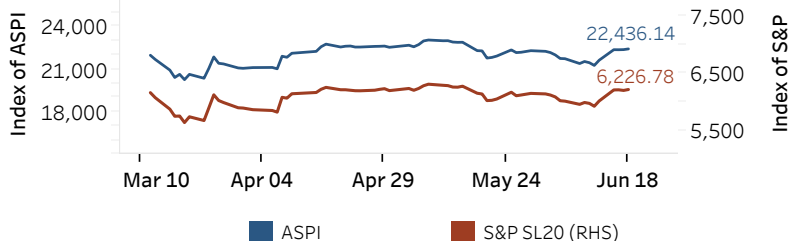
Yield Rates of T-Bills

	(per cent)	
	Primary Market	Secondary Market
	17-Jun-26	18-Jun-26 ^(b)
91 Day	10.02	10.04
182 Day	10.16	10.15
364 Day	10.16	10.16

Source: Ministry of Finance, Planning and Economic Development

Share Market

ASPI and S&P SL 20



18-Jun-26

Daily Turnover (Rs. mn)	3,122.36
Market Capitalization (Rs. bn)	8,136.38
PE Ratio	11.82

Foreign Purchases and Sales

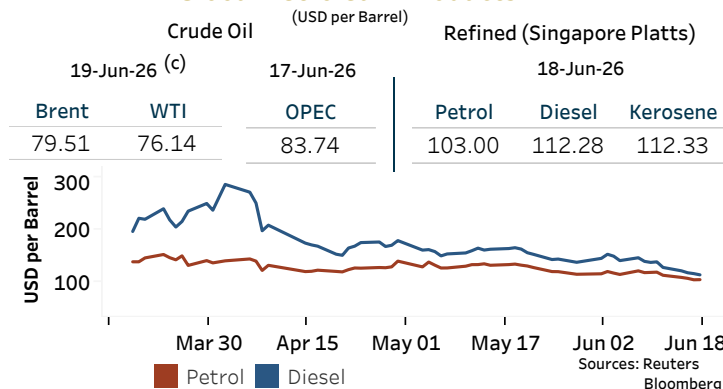
	(Rs. mn)
Foreign Purchases	161.48
Foreign Sales	494.75

Source: Colombo Stock Exchange

Energy

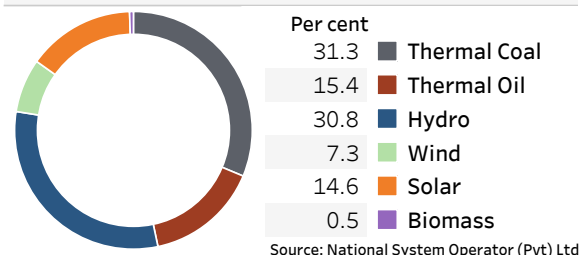
CPC Local Prices (LKR per Litre): Petrol (92 octane): 434.00 Auto Diesel: 407.00 Kerosene: 285.00

Global Petroleum Products



Electricity Generation

	17-Jun-26	18-Jun-26
Total Energy (GWh)	55.13	54.11
Peak Demand (MW)	2,752.90	2,664.80



Source: National System Operator (Pvt) Ltd

(a) The average buying and selling exchange rates are calculated based on the quotes provided at 9.30 AM on daily basis for Telegraphic Transfers (TT) for designated foreign currencies by the selected Licensed Banks

(b) Based on actual transactions above Rs. 50 mn reported up to 4.00 PM (c) Updated at 8.00 AM