

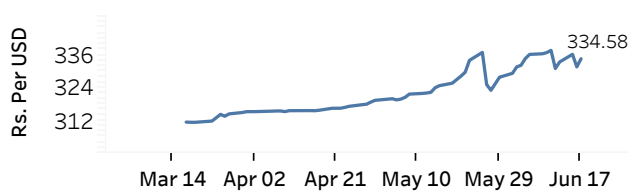


Real GDP Growth: 2026 Q1 5.1% NCPI Y-o-Y Change: April 2026 4.7% CCPI Y-o-Y Change: May 2026 5.5%

Exchange Rates

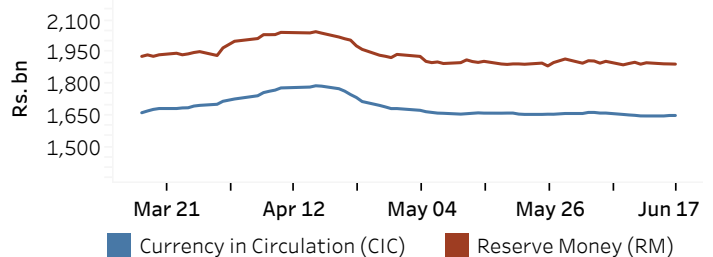
17-Jun-26	TT Buying ^(a)	TT Selling ^(a)
	(Rs. Per Unit)	(Rs. Per Unit)
USD	330.0254	339.9083
GBP	441.8564	457.5663
EUR	381.7174	396.0146
JPY	2.0512	2.1298

Indicative Rate of the USD/LKR Spot Exchange Rate



Currency and Reserve Money

	(Rs.mn)	16-Jun-26	17-Jun-26
Currency in Circulation		1,650,145.12	1,650,141.49
Reserve Money		1,894,113.10	1,893,309.70



Source: Central Bank of Sri Lanka

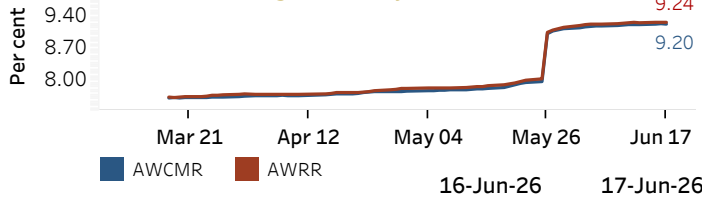
Money Market

Policy Rate (OPR): 8.75%

SRR: 2.00%

Weekly AWPR: 10.25%

Overnight Money Market



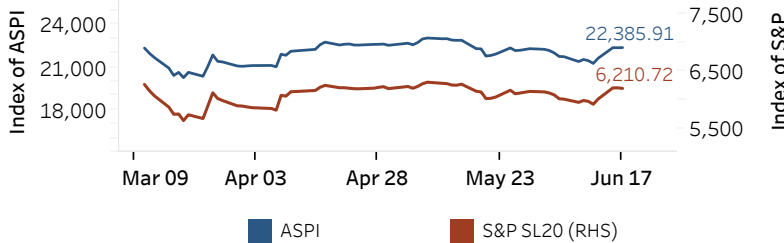
Yield Rates of T-Bills

	(per cent)	
	Primary Market	Secondary Market
	17-Jun-26	17-Jun-26 ^(b)
91 Day	10.02	10.02
182 Day	10.16	10.17
364 Day	10.16	10.19

Source: Ministry of Finance, Planning and Economic Development

Share Market

ASPI and S&P SL 20



17-Jun-26

Daily Turnover (Rs. mn)	2,557.42
Market Capitalization (Rs. bn)	8,117.81
PE Ratio	11.80

Foreign Purchases and Sales

(Rs. mn)	
Foreign Purchases	84.85
Foreign Sales	97.03

Source: Colombo Stock Exchange

Energy

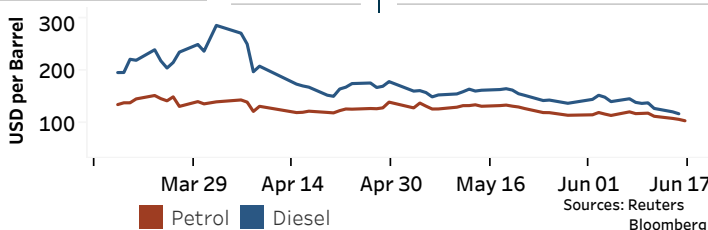
CPC Local Prices (LKR per Litre): Petrol (92 octane): 434.00

Auto Diesel: 407.00

Kerosene: 285.00

Global Petroleum Products

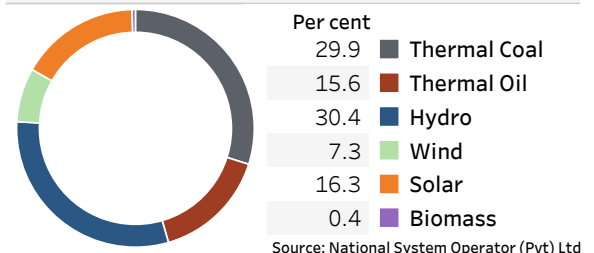
Crude Oil (USD per Barrel)			Refined (Singapore Platts)		
18-Jun-26 ^(c)	16-Jun-26		17-Jun-26		
Brent	WTI	OPEC	Petrol	Diesel	Kerosene
78.28	75.41	84.43	102.75	n.a.	115.81



Sources: Reuters, Bloomberg

Electricity Generation

	16-Jun-26	17-Jun-26
Total Energy (GWh)	56.75	55.13
Peak Demand (MW)	2,905.80	2,752.90



Source: National System Operator (Pvt) Ltd

(a) The average buying and selling exchange rates are calculated based on the quotes provided at 9.30 AM on daily basis for Telegraphic Transfers (TT) for designated foreign currencies by the selected Licensed Banks

(b) Based on actual transactions above Rs. 50 mn reported up to 4.00 PM (c) Updated at 8.00 AM