

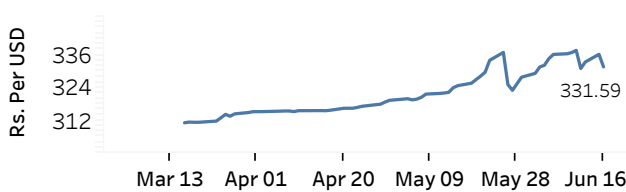


Real GDP Growth: 2026 Q1 5.1%    NCPI Y-o-Y Change: April 2026 4.7%    CCPI Y-o-Y Change: May 2026 5.5%

### Exchange Rates

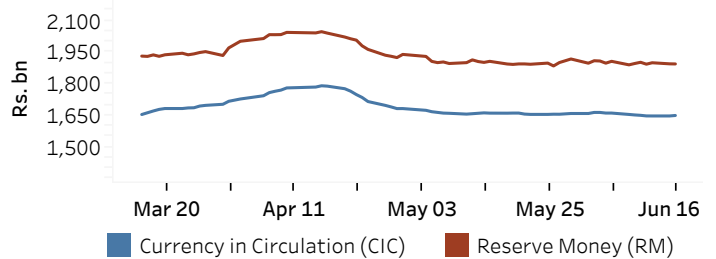
16-Jun-26	TT Buying <sup>(a)</sup>	TT Selling <sup>(a)</sup>
	(Rs. Per Unit)	(Rs. Per Unit)
USD	328.2969	338.2230
GBP	438.5634	454.5402
EUR	378.7469	393.3060
JPY	2.0419	2.1213

### Indicative Rate of the USD/LKR Spot Exchange Rate



### Currency and Reserve Money

	(Rs.mn)	15-Jun-26	16-Jun-26
Currency in Circulation		1,647,861.41	1,650,145.12
Reserve Money		1,894,612.80	1,894,113.10



Source: Central Bank of Sri Lanka

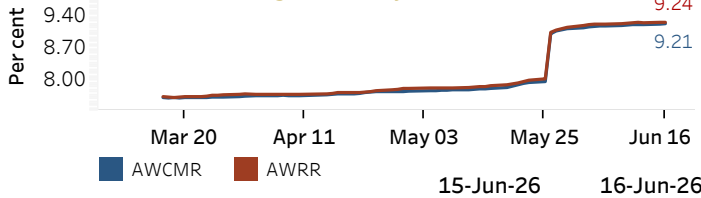
### Money Market

Policy Rate (OPR): 8.75%

SRR: 2.00%

Weekly AWPR: 10.25%

### Overnight Money Market



Source: Central Bank of Sri Lanka

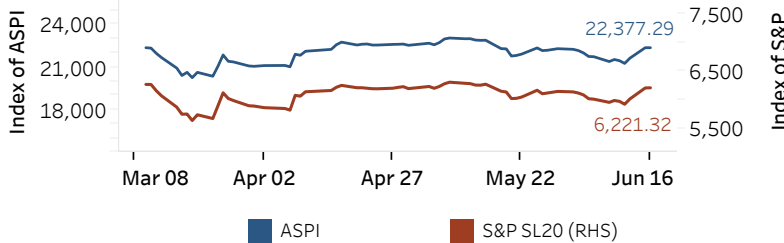
### Yield Rates of T-Bills

	(per cent)	
	Primary Market	Secondary Market
	10-Jun-26	16-Jun-26 <sup>(b)</sup>
91 Day	10.09	-
182 Day	10.27	-
364 Day	10.16	-

Source: Ministry of Finance, Planning and Economic Development

### Share Market

#### ASPI and S&P SL 20



#### 16-Jun-26

Daily Turnover (Rs. mn)	3,854.32
Market Capitalization (Rs. bn)	8,125.91
PE Ratio	11.81

#### Foreign Purchases and Sales

	(Rs. mn)
Foreign Purchases	633.79
Foreign Sales	206.68

Source: Colombo Stock Exchange

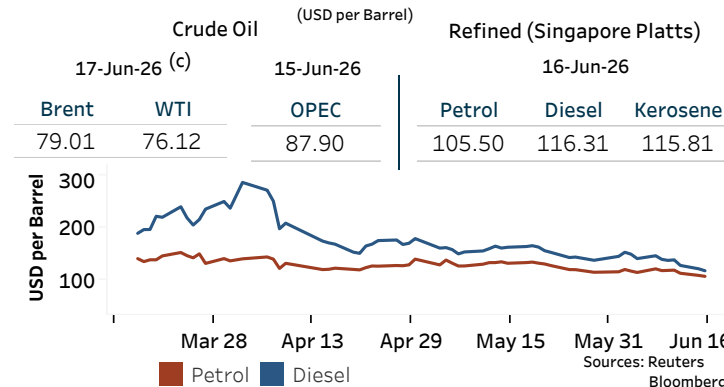
### Energy

CPC Local Prices (LKR per Litre): Petrol (92 octane): 434.00

Auto Diesel: 407.00

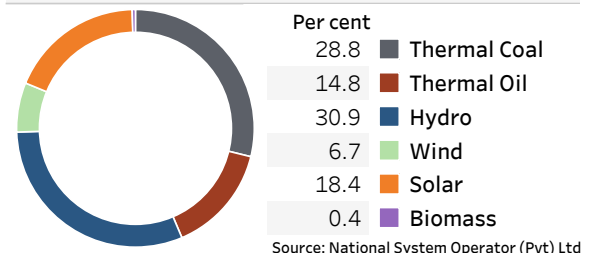
Kerosene: 285.00

#### Global Petroleum Products



#### Electricity Generation

	15-Jun-26	16-Jun-26
Total Energy (GWh)	53.69	56.75
Peak Demand (MW)	2,834.10	2,905.80



Source: National System Operator (Pvt) Ltd

(a) The average buying and selling exchange rates are calculated based on the quotes provided at 9.30 AM on daily basis for Telegraphic Transfers (TT) for designated foreign currencies by the selected Licensed Banks

Published on 17-Jun-2026

(b) Based on actual transactions above Rs. 50 mn reported up to 4.00 PM (c) Updated at 8.00 AM