

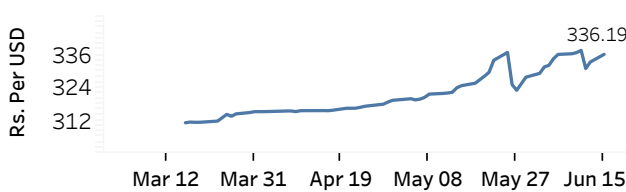


Real GDP Growth: 2026 Q1 5.1% NCPI Y-o-Y Change: April 2026 4.7% CCPI Y-o-Y Change: May 2026 5.5%

Exchange Rates

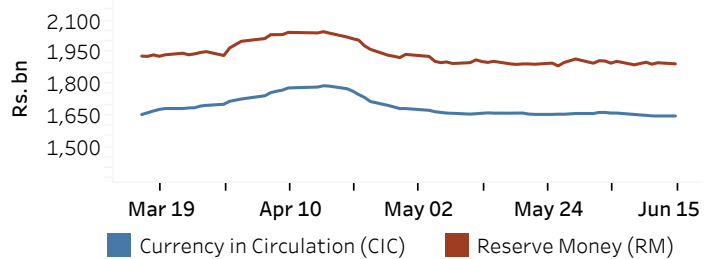
15-Jun-26	TT Buying ^(a)	TT Selling ^(a)
	(Rs. Per Unit)	(Rs. Per Unit)
USD	326.3460	336.5827
GBP	437.0667	453.1615
EUR	377.0980	391.6078
JPY	2.0261	2.1087

Indicative Rate of the USD/LKR Spot Exchange Rate



Currency and Reserve Money

	(Rs.mn)	12-Jun-26	15-Jun-26
Currency in Circulation	1,647,861.49	1,647,861.41	
Reserve Money	1,899,711.00	1,894,612.80	



Source: Central Bank of Sri Lanka

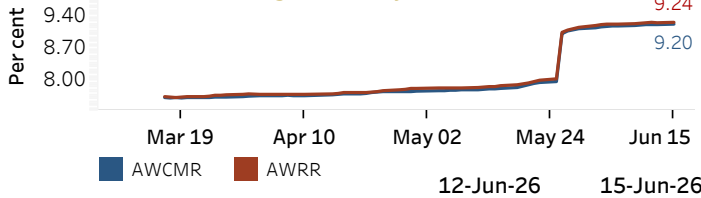
Money Market

Policy Rate (OPR): 8.75%

SRR: 2.00%

Weekly AWPR: 10.25%

Overnight Money Market



Source: Central Bank of Sri Lanka

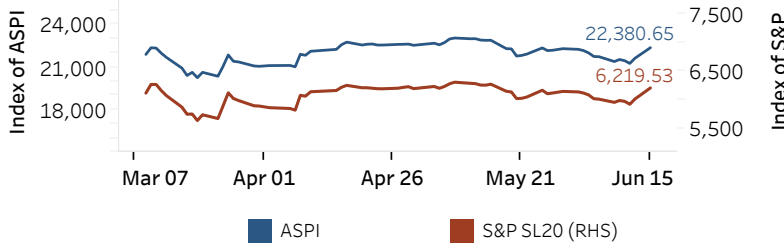
Yield Rates of T-Bills

	(per cent)	
	Primary Market	Secondary Market
	10-Jun-26	15-Jun-26 ^(b)
91 Day	10.09	-
182 Day	10.27	-
364 Day	10.16	-

Source: Ministry of Finance, Planning and Economic Development

Share Market

ASPI and S&P SL 20



15-Jun-26

Daily Turnover (Rs. mn)	4,003.87
Market Capitalization (Rs. bn)	8,122.15
PE Ratio	11.81

Foreign Purchases and Sales

	(Rs. mn)
Foreign Purchases	77.35
Foreign Sales	56.26

Source: Colombo Stock Exchange

Energy

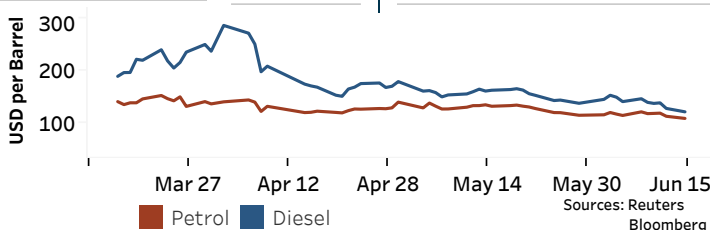
CPC Local Prices (LKR per Litre): Petrol (92 octane): 434.00

Auto Diesel: 407.00

Kerosene: 285.00

Global Petroleum Products

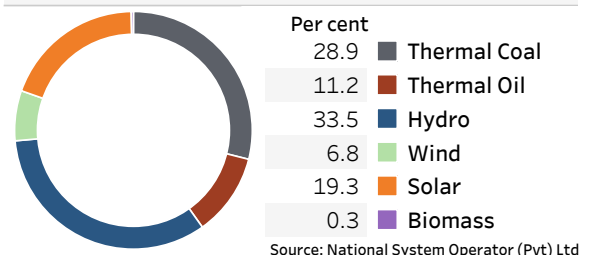
Crude Oil (USD per Barrel)			Refined (Singapore Platts)		
16-Jun-26 ^(c)	12-Jun-26		Petrol	Diesel	Kerosene
Brent	WTI	OPEC	107.30	120.02	118.81
83.22	80.84	91.68			



Sources: Reuters, Bloomberg

Electricity Generation

	14-Jun-26	15-Jun-26
Total Energy (GWh)	48.27	53.69
Peak Demand (MW)	2,497.70	2,834.10



Source: National System Operator (Pvt) Ltd

(a) The average buying and selling exchange rates are calculated based on the quotes provided at 9.30 AM on daily basis for Telegraphic Transfers (TT) for designated foreign currencies by the selected Licensed Banks

(b) Based on actual transactions above Rs. 50 mn reported up to 4.00 PM (c) Updated at 8.00 AM