

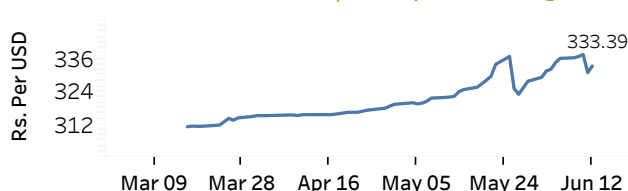


Real GDP Growth: 2025 5.0% NCPI Y-o-Y Change: April 2026 4.7% CCPI Y-o-Y Change: May 2026 5.5%

Exchange Rates

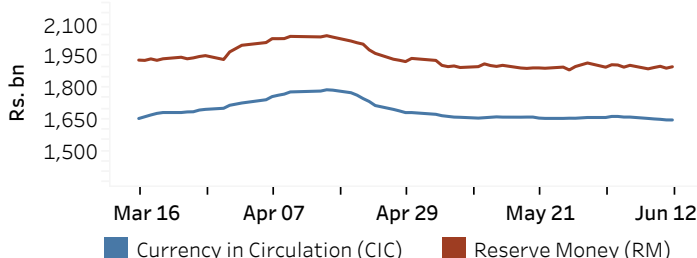
12-Jun-26	TT Buying ^(a)	TT Selling ^(a)
	(Rs. Per Unit)	(Rs. Per Unit)
USD	331.4206	341.3641
GBP	442.8676	458.7888
EUR	381.7387	396.2393
JPY	2.0573	2.1396

Indicative Rate of the USD/LKR Spot Exchange Rate



Currency and Reserve Money

	(Rs.mn)	11-Jun-26	12-Jun-26
Currency in Circulation		1,648,060.49	1,647,861.49
Reserve Money		1,892,963.60	1,899,711.00



Source: Central Bank of Sri Lanka

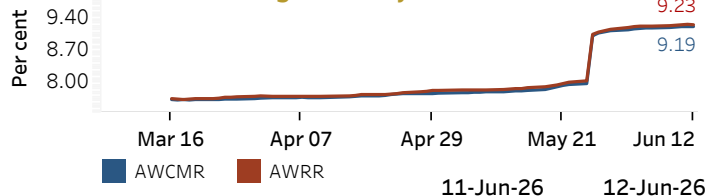
Money Market

Policy Rate (OPR): 8.75%

SRR: 2.00%

Weekly AWPR: 10.25%

Overnight Money Market



Source: Central Bank of Sri Lanka

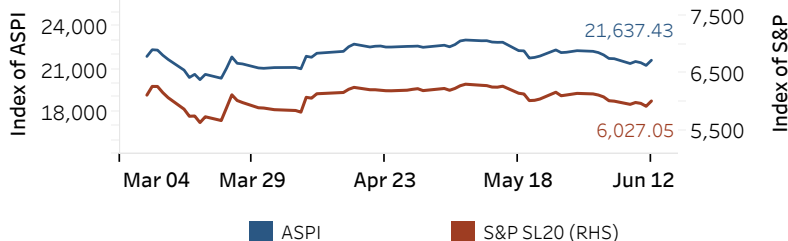
Yield Rates of T-Bills

	(per cent)	
	Primary Market	Secondary Market
	10-Jun-26	11-Jun-26 ^(b)
91 Day	10.09	9.88
182 Day	10.27	10.05
364 Day	10.16	-

Source: Ministry of Finance, Planning and Economic Development

Share Market

ASPI and S&P SL 20



12-Jun-26

Daily Turnover (Rs. mn)	1,992.73
Market Capitalization (Rs. bn)	7,862.21
PE Ratio	11.62

Foreign Purchases and Sales

	(Rs. mn)
Foreign Purchases	39.64
Foreign Sales	15.26

Source: Colombo Stock Exchange

Energy

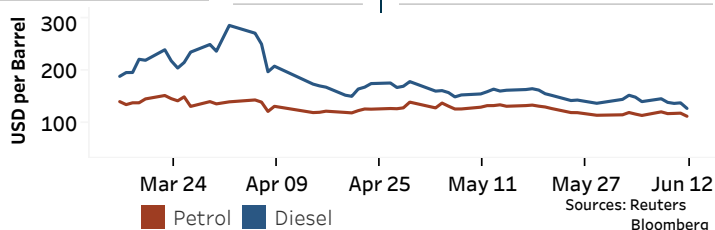
CPC Local Prices (LKR per Litre): Petrol (92 octane): 434.00

Auto Diesel: 407.00

Kerosene: 285.00

Global Petroleum Products

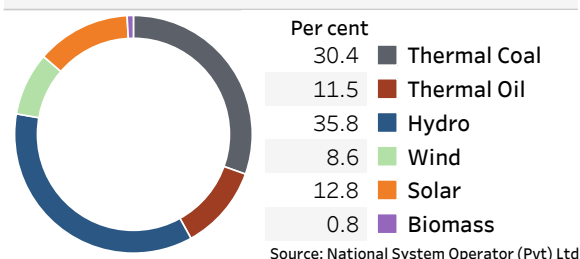
Crude Oil (USD per Barrel)			Refined (Singapore Platts)		
15-Jun-26 ^(c)	11-Jun-26		Petrol	Diesel	Kerosene
Brent	WTI	OPEC	111.45	126.61	127.31
83.87	80.83	98.07			



Sources: Reuters
Bloomberg

Electricity Generation

	11-Jun-26	12-Jun-26
Total Energy (GWh)	53.87	50.66
Peak Demand (MW)	2,590.50	2,567.60



Source: National System Operator (Pvt) Ltd

(a) The average buying and selling exchange rates are calculated based on the quotes provided at 9.30 AM on daily basis for Telegraphic Transfers (TT) for designated foreign currencies by the selected Licensed Banks

(b) Based on actual transactions above Rs. 50 mn reported up to 4.00 PM (c) Updated at 8.00 AM