

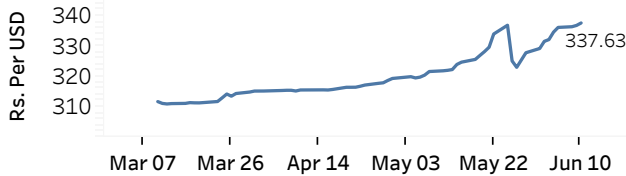


Real GDP Growth: 2025 5.0%    NCPI Y-o-Y Change: April 2026 4.7%    CCPI Y-o-Y Change: May 2026 5.5%

### Exchange Rates

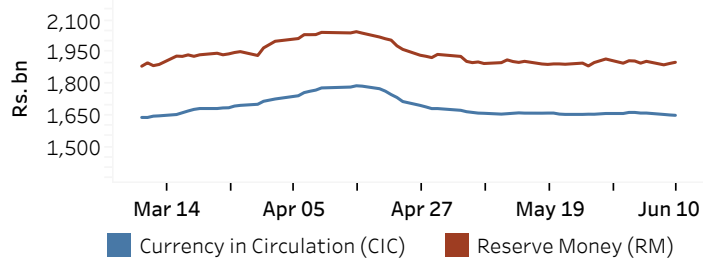
10-Jun-26	TT Buying <sup>(a)</sup>	TT Selling <sup>(a)</sup>
	(Rs. Per Unit)	(Rs. Per Unit)
USD	324.6604	335.3970
GBP	432.3206	449.6646
EUR	373.4356	388.6756
JPY	2.0156	2.0992

### Indicative Rate of the USD/LKR Spot Exchange Rate



### Currency and Reserve Money

	(Rs.mn)	09-Jun-26	10-Jun-26
Currency in Circulation	1,652,639.88	1,650,890.31	
Reserve Money	1,896,252.00	1,901,955.50	



Source: Central Bank of Sri Lanka

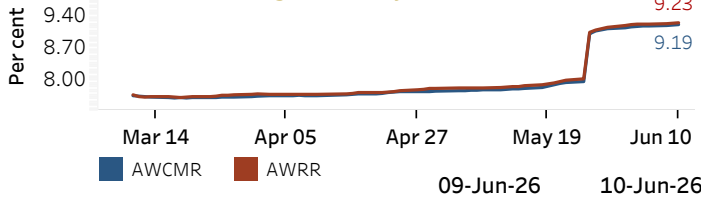
### Money Market

Policy Rate (OPR): 8.75%

SRR: 2.00%

Weekly AWPR: 10.00%

### Overnight Money Market



Source: Central Bank of Sri Lanka

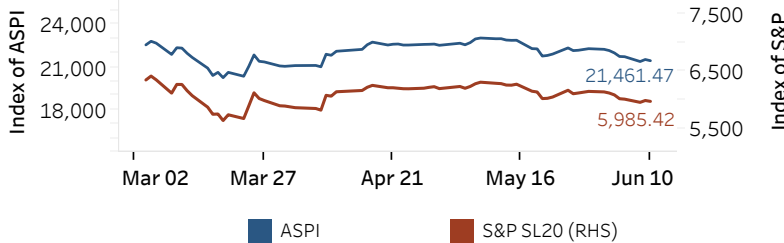
### Yield Rates of T-Bills

	(per cent)	
	Primary Market	Secondary Market
	10-Jun-26	04-May-26 <sup>(b)</sup>
91 Day	10.09	-
182 Day	10.27	-
364 Day	10.16	-

Source: Ministry of Finance, Planning and Economic Development

### Share Market

#### ASPI and S&P SL 20



#### 10-Jun-26

Daily Turnover (Rs. mn)	1,666.30
Market Capitalization (Rs. bn)	7,809.17
PE Ratio	11.55

Foreign Purchases and Sales	
(Rs. mn)	
Foreign Purchases	90.56
Foreign Sales	34.65

Source: Colombo Stock Exchange

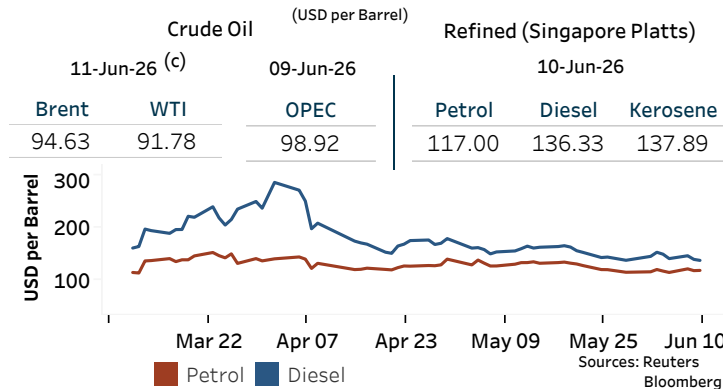
### Energy

CPC Local Prices (LKR per Litre): Petrol (92 octane): 434.00

Auto Diesel: 407.00

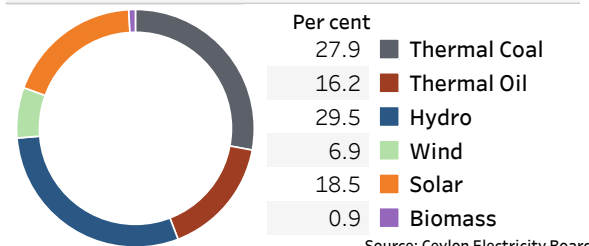
Kerosene: 285.00

#### Global Petroleum Products



#### Electricity Generation

	09-Jun-26	10-Jun-26
Total Energy (GWh)	54.54	56.19
Peak Demand (MW)	2,787.40	2,815.30



Source: Ceylon Electricity Board

(a) The average buying and selling exchange rates are calculated based on the quotes provided at 9.30 AM on daily basis for Telegraphic Transfers (TT) for designated foreign currencies by the selected Licensed Banks

(b) Based on actual transactions above Rs. 50 mn reported up to 4.00 PM (c) Updated at 8.00 AM