

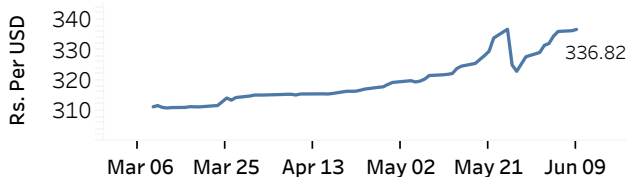


Real GDP Growth: 2025 5.0% NCPI Y-o-Y Change: April 2026 4.7% CCPI Y-o-Y Change: May 2026 5.5%

Exchange Rates

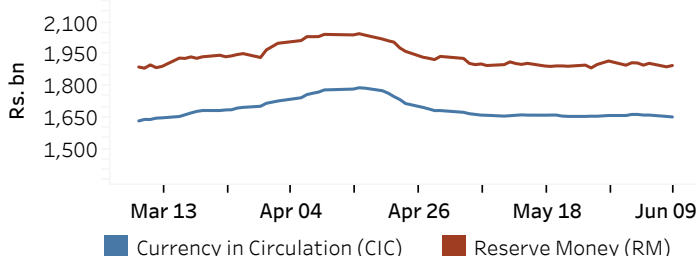
09-Jun-26	TT Buying ^(a)	TT Selling ^(a)
	(Rs. Per Unit)	(Rs. Per Unit)
USD	332.3805	342.0821
GBP	442.3363	457.8710
EUR	381.9608	396.1395
JPY	2.0656	2.1451

Indicative Rate of the USD/LKR Spot Exchange Rate



Currency and Reserve Money

	(Rs.mn)	08-Jun-26	09-Jun-26
Currency in Circulation		1,655,040.41	1,652,639.88
Reserve Money		1,889,828.80	1,896,252.00

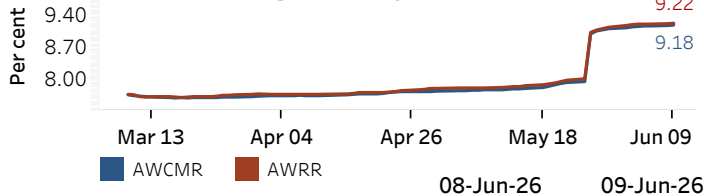


Source: Central Bank of Sri Lanka

Money Market

Policy Rate (OPR): 8.75% SRR: 2.00% Weekly AWPR: 10.00%

Overnight Money Market



Source: Central Bank of Sri Lanka

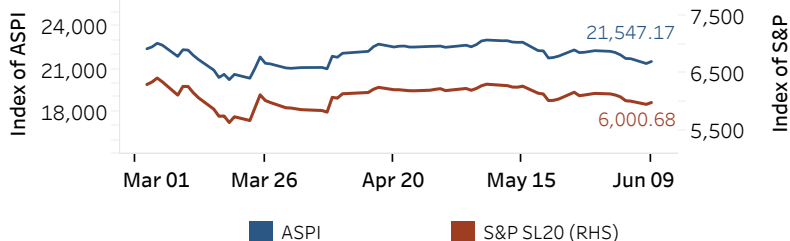
Yield Rates of T-Bills

	(per cent)	
	Primary Market	Secondary Market
	03-Jun-26	04-May-26 ^(b)
91 Day	9.84	-
182 Day	10.01	-
364 Day	10.02	-

Source: Ministry of Finance, Planning and Economic Development

Share Market

ASPI and S&P SL 20



09-Jun-26

Daily Turnover (Rs. mn)	2,164.94
Market Capitalization (Rs. bn)	7,833.32
PE Ratio	11.58

Foreign Purchases and Sales

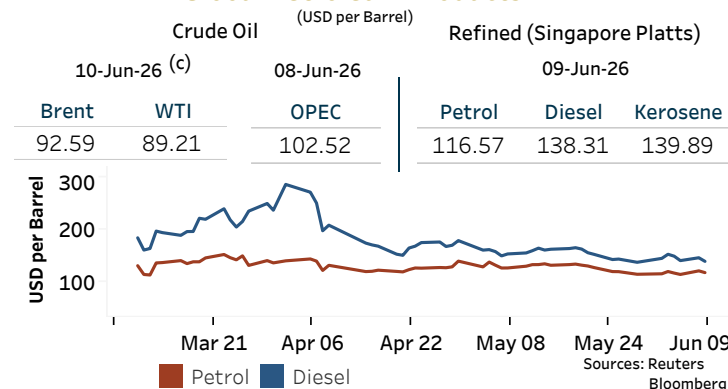
	(Rs. mn)
Foreign Purchases	50.59
Foreign Sales	28.04

Source: Colombo Stock Exchange

Energy

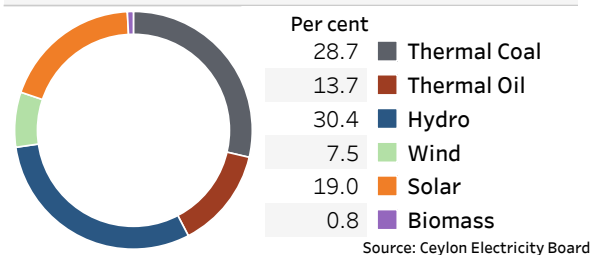
CPC Local Prices (LKR per Litre): Petrol (92 octane): 434.00 Auto Diesel: 407.00 Kerosene: 285.00

Global Petroleum Products



Electricity Generation

	08-Jun-26	09-Jun-26
Total Energy (GWh)	52.23	54.54
Peak Demand (MW)	2,677.60	2,787.40



Source: Ceylon Electricity Board

(a) The average buying and selling exchange rates are calculated based on the quotes provided at 9.30 AM on daily basis for Telegraphic Transfers (TT) for designated foreign currencies by the selected Licensed Banks

(b) Based on actual transactions above Rs. 50 mn reported up to 4.00 PM (c) Updated at 8.00 AM