

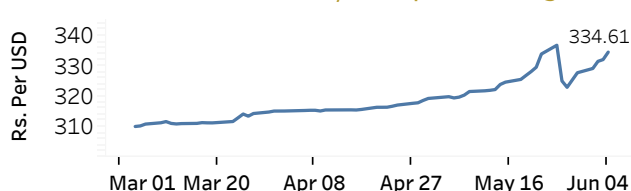


Real GDP Growth: 2025 5.0% NCPI Y-o-Y Change: April 2026 4.7% CCPI Y-o-Y Change: May 2026 5.5%

Exchange Rates

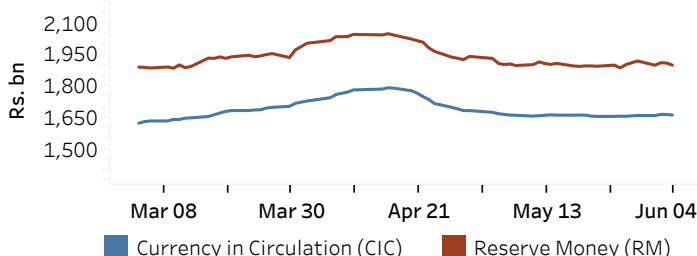
04-Jun-26	TT Buying ^(a)	TT Selling ^(a)
	(Rs. Per Unit)	(Rs. Per Unit)
USD	330.1013	340.2566
GBP	441.4952	457.5867
EUR	381.3084	396.0766
JPY	2.0575	2.1362

Indicative Rate of the USD/LKR Spot Exchange Rate



Currency and Reserve Money

	(Rs.mn)	03-Jun-26	04-Jun-26
Currency in Circulation		1,664,563.46	1,661,574.72
Reserve Money		1,908,015.78	1,897,809.50

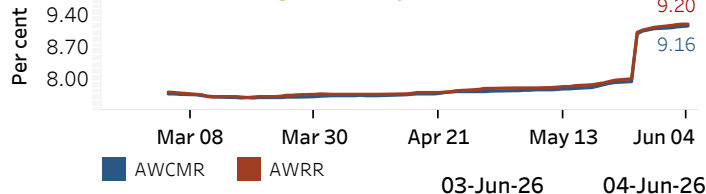


Source: Central Bank of Sri Lanka

Money Market

Policy Rate (OPR): 8.75% SRR: 2.00% Weekly AWPR: 9.90%

Overnight Money Market



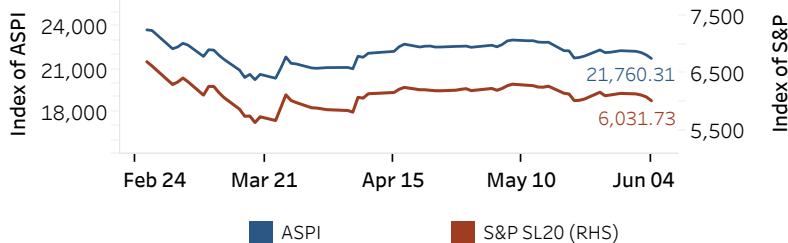
Yield Rates of T-Bills

	(per cent)	
	Primary Market	Secondary Market
	03-Jun-26	04-May-26 ^(b)
91 Day	9.84	-
182 Day	10.01	-
364 Day	10.02	-

Source: Ministry of Finance, Planning and Economic Development

Share Market

ASPI and S&P SL 20



04-Jun-26

Daily Turnover (Rs. mn)	2,787.52
Market Capitalization (Rs. bn)	7,910.33
PE Ratio	11.10

Foreign Purchases and Sales

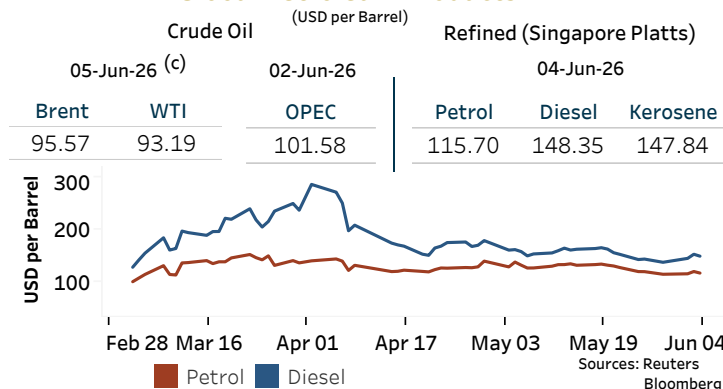
	(Rs. mn)
Foreign Purchases	105.24
Foreign Sales	197.49

Source: Colombo Stock Exchange

Energy

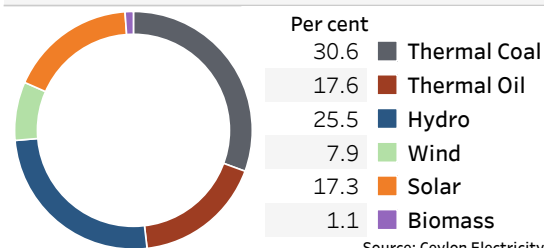
CPC Local Prices (LKR per Litre): Petrol (92 octane): 434.00 Auto Diesel: 407.00 Kerosene: 285.00

Global Petroleum Products



Electricity Generation

	03-Jun-26	04-Jun-26
Total Energy (GWh)	56.46	54.74
Peak Demand (MW)	2,876.20	2,804.30



Source: Ceylon Electricity Board

(a) The average buying and selling exchange rates are calculated based on the quotes provided at 9.30 AM on daily basis for Telegraphic Transfers (TT) for designated foreign currencies by the selected Licensed Banks

Published on 05-Jun-2026

(b) Based on actual transactions above Rs. 50 mn reported up to 4.00 PM (c) Updated at 8.00 AM