

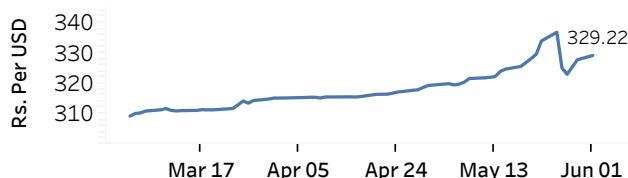


Real GDP Growth: 2025 5.0% NCPI Y-o-Y Change: April 2026 4.7% CCPI Y-o-Y Change: May 2026 5.5%

Exchange Rates

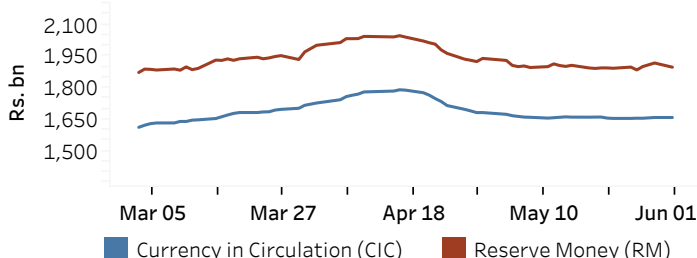
01-Jun-26	TT Buying ^(a)	TT Selling ^(a)
	(Rs. Per Unit)	(Rs. Per Unit)
USD	325.9782	335.7046
GBP	437.1140	453.1250
EUR	377.9781	392.4141
JPY	2.0349	2.1146

Indicative Rate of the USD/LKR Spot Exchange Rate



Currency and Reserve Money

	(Rs.mn) 29-May-26	01-Jun-26
Currency in Circulation	1,659,517.61	1,659,520.01
Reserve Money	1,917,559.34	1,897,628.45



Source: Central Bank of Sri Lanka

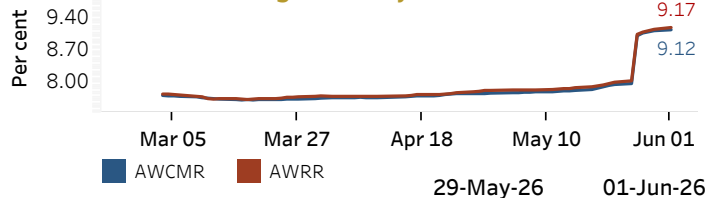
Money Market

Policy Rate (OPR): 8.75%

SRR: 2.00%

Weekly AWPR: 9.90%

Overnight Money Market



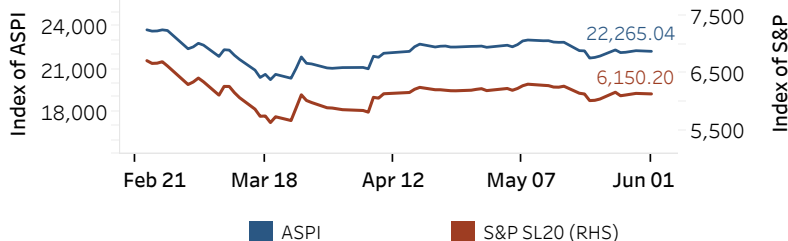
Yield Rates of T-Bills

	(per cent)	
	Primary Market 26-May-26	Secondary Market 04-May-26 ^(b)
91 Day	9.36	-
182 Day	9.68	-
364 Day	9.83	-

Source: Ministry of Finance, Planning and Economic Development

Share Market

ASPI and S&P SL 20



01-Jun-26

Daily Turnover (Rs. mn)	1,669.05
Market Capitalization (Rs. bn)	8,103.47
PE Ratio	11.30

Foreign Purchases and Sales

(Rs. mn)	
Foreign Purchases	29.59
Foreign Sales	37.36

Source: Colombo Stock Exchange

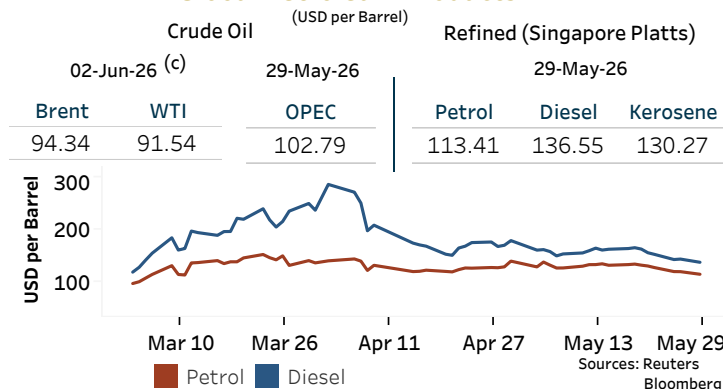
Energy

CPC Local Prices (LKR per Litre): Petrol (92 octane): 434.00

Auto Diesel: 407.00

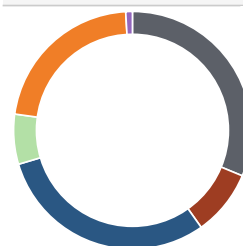
Kerosene: 285.00

Global Petroleum Products



Electricity Generation

	31-May-26	01-Jun-26
Total Energy (GWh)	45.13	54.09
Peak Demand (MW)	2,342.10	2,835.30



Source: Ceylon Electricity Board

(a) The average buying and selling exchange rates are calculated based on the quotes provided at 9.30 AM on daily basis for Telegraphic Transfers (TT) for designated foreign currencies by the selected Licensed Banks

Published on 02-Jun-2026

(b) Based on actual transactions above Rs. 50 mn reported up to 4.00 PM (c) Updated at 8.00 AM