

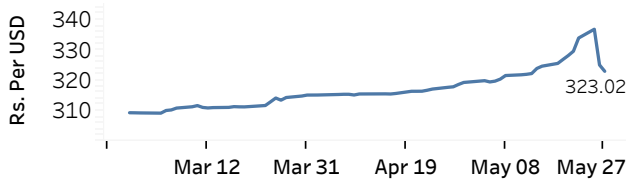


Real GDP Growth: 2025 5.0% NCPI Y-o-Y Change: April 2026 4.7% CCPI Y-o-Y Change: April 2026 5.4%

Exchange Rates

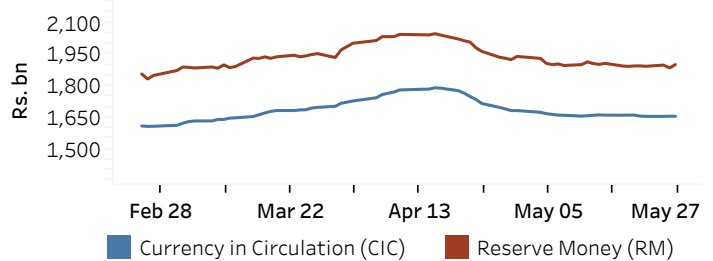
27-May-26	TT Buying ^(a)	TT Selling ^(a)
	(Rs. Per Unit)	(Rs. Per Unit)
USD	320.4057	330.8180
GBP	430.7934	446.4081
EUR	372.3842	386.3006
JPY	2.0108	2.0869

Indicative Rate of the USD/LKR Spot Exchange Rate



Currency and Reserve Money

	(Rs.mn) 26-May-26	27-May-26
Currency in Circulation	1,656,190.62	1,656,016.03
Reserve Money	1,884,588.80	1,900,664.80

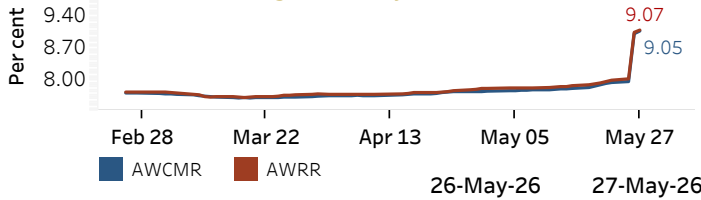


Source: Central Bank of Sri Lanka

Money Market

Policy Rate (OPR): 8.75% SRR: 2.00% Weekly AWPR: 9.58%

Overnight Money Market



Source: Central Bank of Sri Lanka

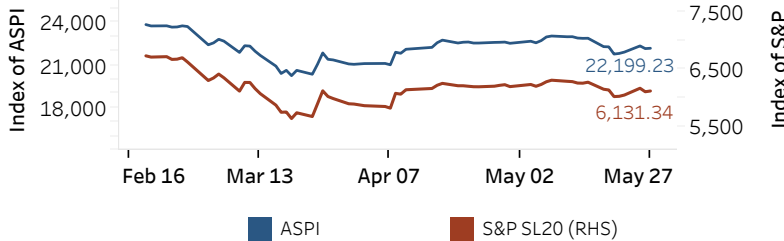
Yield Rates of T-Bills

	(per cent)	
	Primary Market 26-May-26	Secondary Market 04-May-26 ^(b)
91 Day	9.36	-
182 Day	9.68	-
364 Day	9.83	-

Source: Ministry of Finance, Planning and Economic Development

Share Market

ASPI and S&P SL 20



27-May-26

Daily Turnover (Rs. mn)	1,864.92
Market Capitalization (Rs. bn)	8,071.90
PE Ratio	11.43

Foreign Purchases and Sales

	(Rs. mn)
Foreign Purchases	80.21
Foreign Sales	79.50

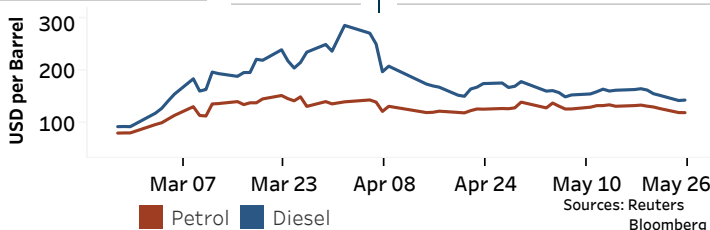
Source: Colombo Stock Exchange

Energy

CPC Local Prices (LKR per Litre): Petrol (92 octane): 410.00 Auto Diesel: 392.00 Kerosene: 265.00

Global Petroleum Products

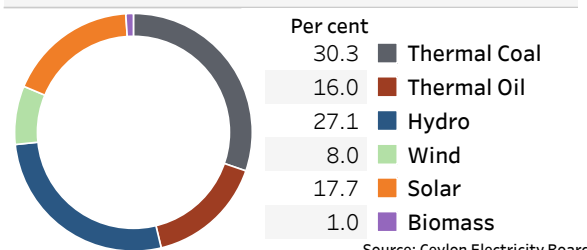
Crude Oil (USD per Barrel)			Refined (Singapore Platts)		
29-May-26 ^(c)	27-May-26		26-May-26		
Brent	WTI	OPEC	Petrol	Diesel	Kerosene
92.97	87.88	104.82	118.45	142.77	139.18



Sources: Reuters, Bloomberg

Electricity Generation

	25-May-26	26-May-26
Total Energy (GWh)	54.63	55.44
Peak Demand (MW)	2,820.40	2,855.50



Source: Ceylon Electricity Board

(a) The average buying and selling exchange rates are calculated based on the quotes provided at 9.30 AM on daily basis for Telegraphic Transfers (TT) for designated foreign currencies by the selected Licensed Banks

(b) Based on actual transactions above Rs. 50 mn reported up to 4.00 PM (c) Updated at 8.00 AM