

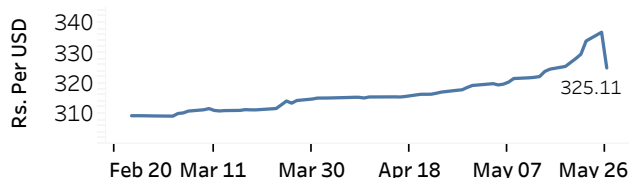


Real GDP Growth: 2025 5.0% NCPI Y-o-Y Change: April 2026 4.7% CCPI Y-o-Y Change: April 2026 5.4%

Exchange Rates

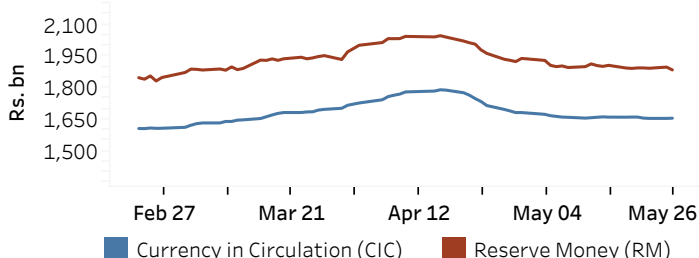
26-May-26	TT Buying ^(a)	TT Selling ^(a)
	(Rs. Per Unit)	(Rs. Per Unit)
USD	318.3218	328.6936
GBP	427.9839	444.3052
EUR	369.1860	383.6347
JPY	1.9963	2.0744

Indicative Rate of the USD/LKR Spot Exchange Rate



Currency and Reserve Money

	(Rs.mn) 25-May-26	26-May-26
Currency in Circulation	1,655,268.00	1,656,190.62
Reserve Money	1,898,067.70	1,884,588.80



Source: Central Bank of Sri Lanka

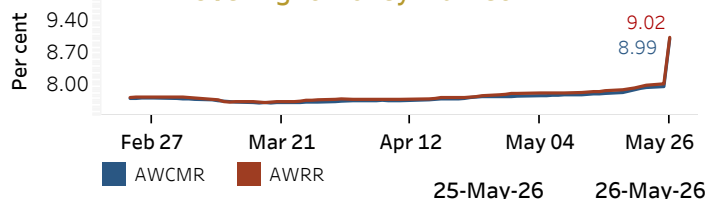
Money Market

Policy Rate (OPR): 8.75%

SRR: 2.00%

Weekly AWPR: 9.58%

Overnight Money Market



Source: Central Bank of Sri Lanka

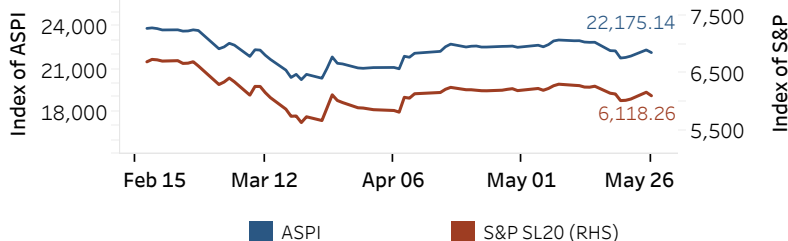
Yield Rates of T-Bills

	(per cent)	
	Primary Market 26-May-26	Secondary Market 04-May-26 ^(b)
91 Day	9.36	-
182 Day	9.68	-
364 Day	9.83	-

Source: Ministry of Finance, Planning and Economic Development

Share Market

ASPI and S&P SL 20



26-May-26

Daily Turnover (Rs. mn)	4,927.69
Market Capitalization (Rs. bn)	8,054.28
PE Ratio	11.40

Foreign Purchases and Sales

	(Rs. mn)
Foreign Purchases	48.18
Foreign Sales	3,081.43

Source: Colombo Stock Exchange

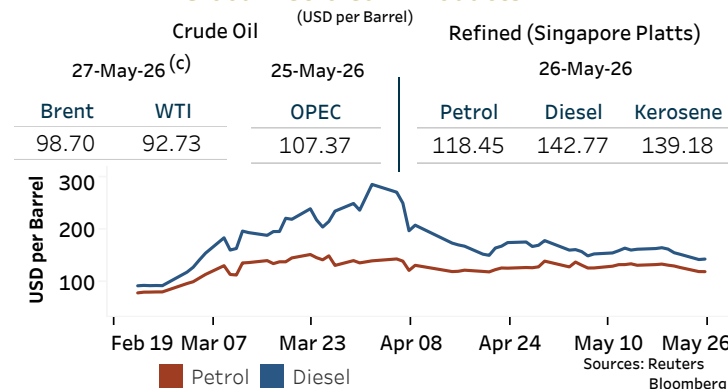
Energy

CPC Local Prices (LKR per Litre): Petrol (92 octane): 410.00

Auto Diesel: 392.00

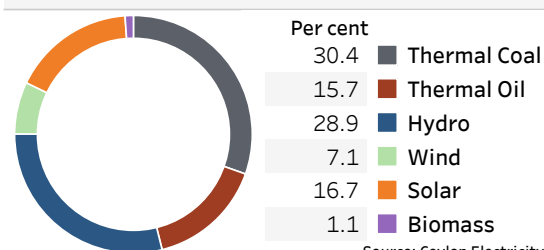
Kerosene: 265.00

Global Petroleum Products



Electricity Generation

	24-May-26	25-May-26
Total Energy (GWh)	49.44	54.63
Peak Demand (MW)	2,564.00	2,820.40



Source: Ceylon Electricity Board

(a) The average buying and selling exchange rates are calculated based on the quotes provided at 9.30 AM on daily basis for Telegraphic Transfers (TT) for designated foreign currencies by the selected Licensed Banks

Published on 27-May-2026

(b) Based on actual transactions above Rs. 50 mn reported up to 4.00 PM (c) Updated at 8.00 AM