

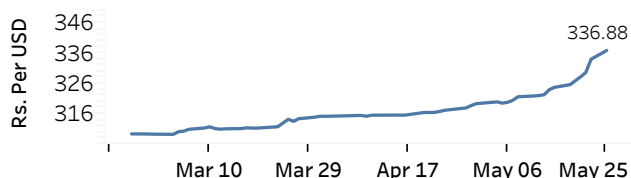


Real GDP Growth: 2025 5.0% NCPI Y-o-Y Change: April 2026 4.7% CCPI Y-o-Y Change: April 2026 5.4%

Exchange Rates

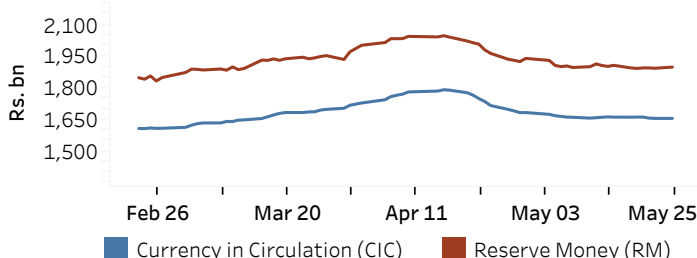
25-May-26	TT Buying ^(a)	TT Selling ^(a)
	(Rs. Per Unit)	(Rs. Per Unit)
USD	326.0127	336.4221
GBP	439.1783	454.6979
EUR	378.6446	392.8995
JPY	2.0477	2.1270

Indicative Rate of the USD/LKR Spot Exchange Rate



Currency and Reserve Money

	(Rs.mn) 22-May-26	25-May-26
Currency in Circulation	1,655,268.00	1,655,268.00
Reserve Money	1,892,612.98	1,898,067.70



Source: Central Bank of Sri Lanka

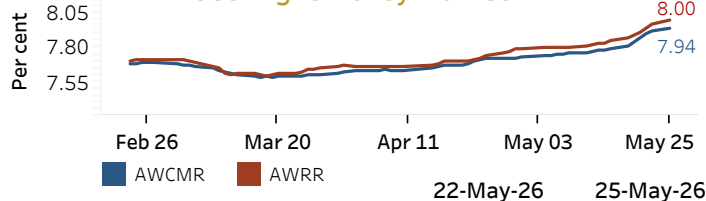
Money Market

Policy Rate (OPR): 7.75%

SRR: 2.00%

Weekly AWPR: 9.58%

Overnight Money Market



Yield Rates of T-Bills

	(per cent)	
	Primary Market 20-May-26	Secondary Market 04-May-26 ^(b)
91 Day	8.18	-
182 Day	8.25	-
364 Day	8.49	-

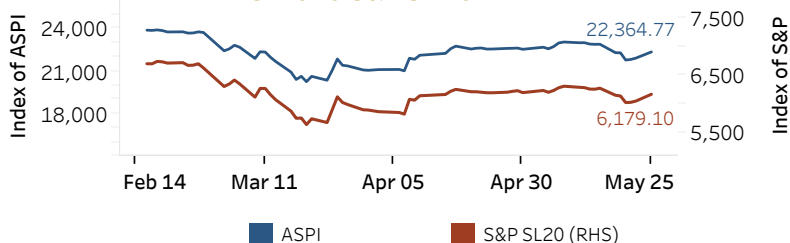
Source: Ministry of Finance, Planning and Economic Development

Overnight Liquidity (Rs. bn)	22-May-26	25-May-26
	141.27	136.98

Source: Central Bank of Sri Lanka

Share Market

ASPI and S&P SL 20



25-May-26

Daily Turnover (Rs. mn)	2,426.06
Market Capitalization (Rs. bn)	8,116.31
PE Ratio	11.49

Foreign Purchases and Sales

	(Rs. mn)
Foreign Purchases	27.09
Foreign Sales	51.67

Source: Colombo Stock Exchange

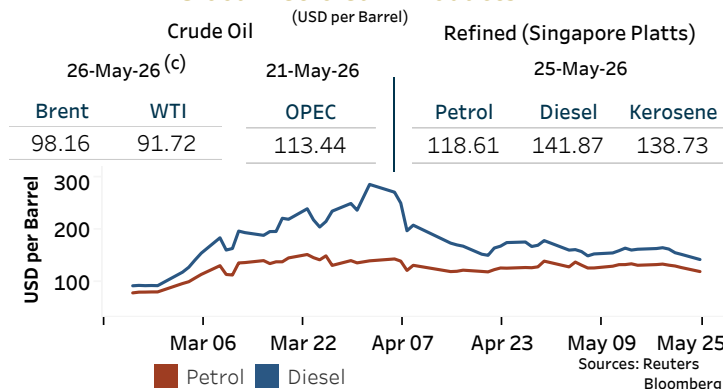
Energy

CPC Local Prices (LKR per Litre): Petrol (92 octane): 410.00

Auto Diesel: 392.00

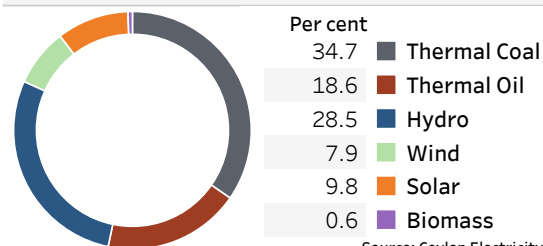
Kerosene: 265.00

Global Petroleum Products



Electricity Generation

	21-May-26	22-May-26
Total Energy (GWh)	56.32	48.36
Peak Demand (MW)	2,829.90	2,596.70



Source: Ceylon Electricity Board

(a) The average buying and selling exchange rates are calculated based on the quotes provided at 9.30 AM on daily basis for Telegraphic Transfers (TT) for designated foreign currencies by the selected Licensed Banks

Published on 26-May-2026

(b) Based on actual transactions above Rs. 50 mn reported up to 4.00 PM (c) Updated at 8.00 AM