

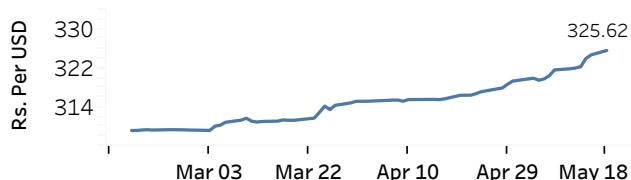


Real GDP Growth: 2025 5.0%    NCPI Y-o-Y Change: March 2026 2.4%    CCPI Y-o-Y Change: April 2026 5.4%

### Exchange Rates

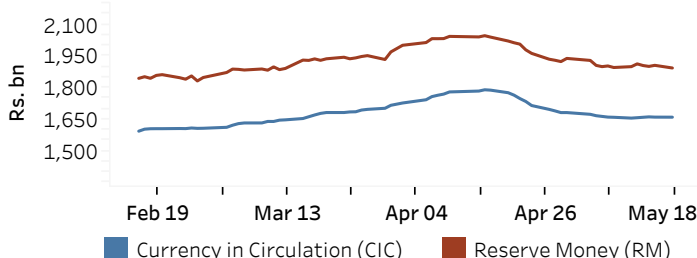
18-May-26	TT Buying <sup>(a)</sup>	TT Selling <sup>(a)</sup>
	(Rs. Per Unit)	(Rs. Per Unit)
USD	326.7405	334.2668
GBP	433.3080	446.7806
EUR	377.7937	390.1227
JPY	2.0476	2.1155

### Indicative Rate of the USD/LKR Spot Exchange Rate



### Currency and Reserve Money

	(Rs.mn)	15-May-26	18-May-26
Currency in Circulation		1,661,265.41	1,661,015.22
Reserve Money		1,906,444.22	1,893,857.95



Source: Central Bank of Sri Lanka

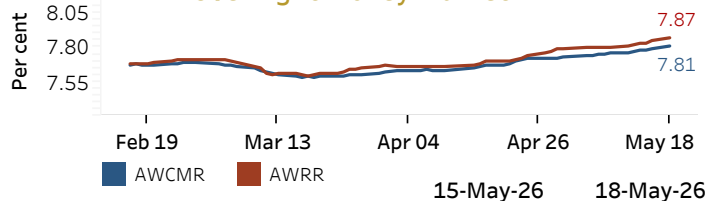
### Money Market

Policy Rate (OPR): 7.75%

SRR: 2.00%

Weekly AWPR: 9.71%

### Overnight Money Market



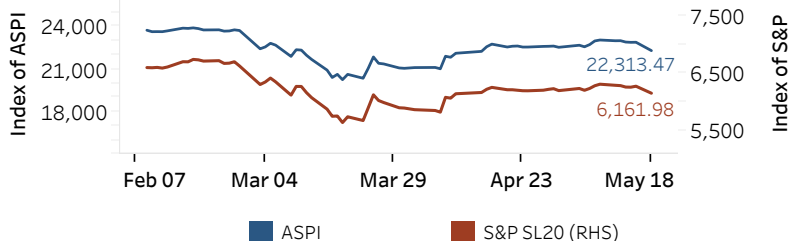
### Yield Rates of T-Bills

	(per cent)	
	Primary Market 13-May-26	Secondary Market 04-May-26 <sup>(b)</sup>
91 Day	8.13	-
182 Day	8.23	-
364 Day	8.49	-

Source: Ministry of Finance, Planning and Economic Development

### Share Market

#### ASPI and S&P SL 20



#### 18-May-26

Daily Turnover (Rs. mn)	4,886.14
Market Capitalization (Rs. bn)	8,072.35
PE Ratio	11.42

#### Foreign Purchases and Sales

	(Rs. mn)
Foreign Purchases	62.49
Foreign Sales	176.82

Source: Colombo Stock Exchange

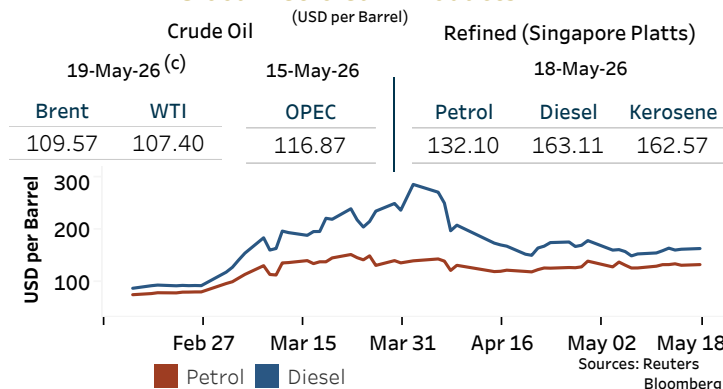
### Energy

CPC Local Prices (LKR per Litre): Petrol (92 octane): 410.00

Auto Diesel: 392.00

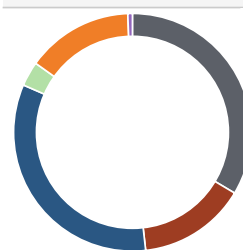
Kerosene: 265.00

#### Global Petroleum Products



#### Electricity Generation

	14-May-26	15-May-26
Total Energy (GWh)	48.85	48.44
Peak Demand (MW)	2,459.90	2,657.90



Per cent	Source
33.6	Thermal Coal
14.7	Thermal Oil
33.3	Hydro
3.3	Wind
14.5	Solar
0.6	Biomass

Source: Ceylon Electricity Board

(a) The average buying and selling exchange rates are calculated based on the quotes provided at 9.30 AM on daily basis for Telegraphic Transfers (TT) for designated foreign currencies by the selected Licensed Banks

(b) Based on actual transactions above Rs. 50 mn reported up to 4.00 PM (c) Updated at 8.00 AM