

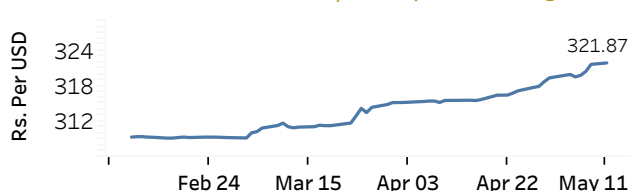


Real GDP Growth: 2025 5.0% NCPI Y-o-Y Change: March 2026 2.4% CCPI Y-o-Y Change: April 2026 5.4%

## Exchange Rates

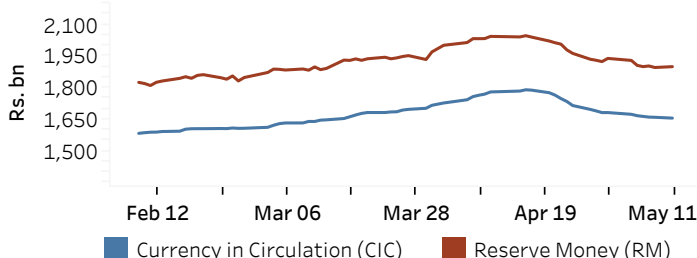
11-May-26	TT Buying <sup>(a)</sup>	TT Selling <sup>(a)</sup>
	(Rs. Per Unit)	(Rs. Per Unit)
USD	318.0363	325.6481
GBP	430.7852	444.0556
EUR	372.5381	384.4526
JPY	2.0159	2.0832

### Indicative Rate of the USD/LKR Spot Exchange Rate



## Currency and Reserve Money

	(Rs.mn) 08-May-26	11-May-26
Currency in Circulation	1,660,533.08	1,656,629.31
Reserve Money	1,896,184.92	1,900,215.53



Source: Central Bank of Sri Lanka

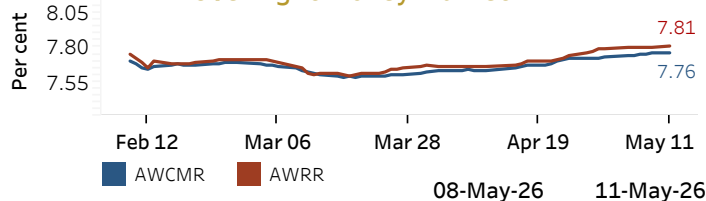
## Money Market

Policy Rate (OPR): 7.75%

SRR: 2.00%

Weekly AWPR: 9.79%

### Overnight Money Market



### Yield Rates of T-Bills

	(per cent)	
	Primary Market 06-May-26	Secondary Market 04-May-26 <sup>(b)</sup>
91 Day	8.20	-
182 Day	8.24	-
364 Day	8.52	-

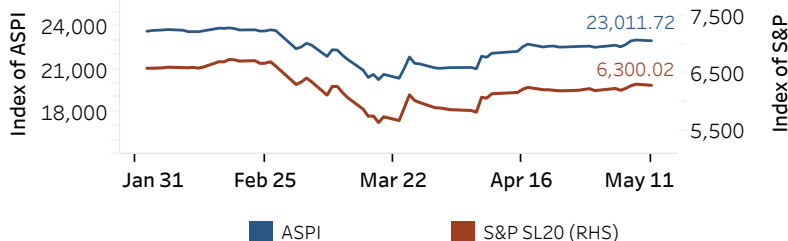
Source: Ministry of Finance, Planning and Economic Development

Overnight Liquidity (Rs. bn)	08-May-26	11-May-26
	253.66	262.96

Source: Central Bank of Sri Lanka

## Share Market

### ASPI and S&P SL 20



### 11-May-26

Daily Turnover (Rs. mn)	4,929.05
Market Capitalization (Rs. bn)	8,325.54
PE Ratio	11.78

### Foreign Purchases and Sales

	(Rs. mn)
Foreign Purchases	661.66
Foreign Sales	64.12

Source: Colombo Stock Exchange

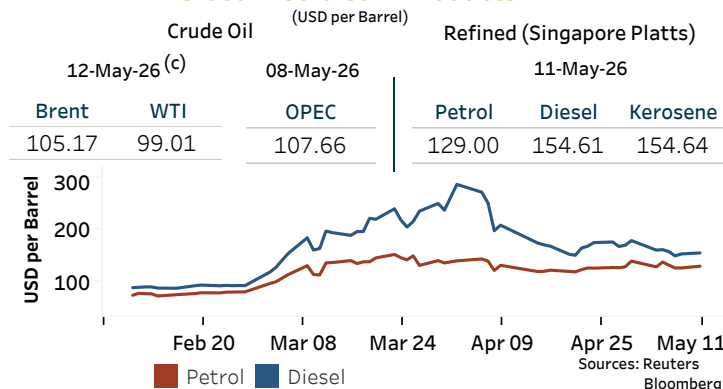
## Energy

CPC Local Prices (LKR per Litre): Petrol (92 octane): 410.00

Auto Diesel: 392.00

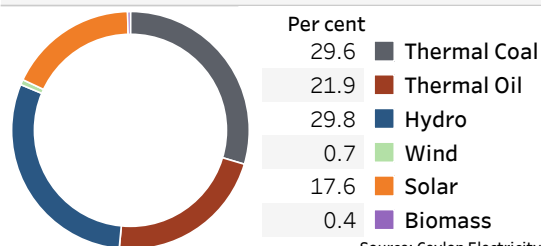
Kerosene: 265.00

### Global Petroleum Products



### Electricity Generation

	07-May-26	08-May-26
Total Energy (GWh)	57.64	56.70
Peak Demand (MW)	2,840.30	2,675.90



Source: Ceylon Electricity Board

(a) The average buying and selling exchange rates are calculated based on the quotes provided at 9.30 AM on daily basis for Telegraphic Transfers (TT) for designated foreign currencies by the selected Licensed Banks

(b) Based on actual transactions above Rs. 50 mn reported up to 4.00 PM (c) Updated at 8.00 AM