

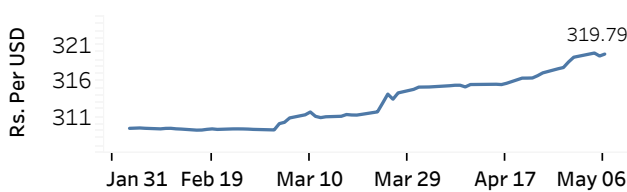


Real GDP Growth: 2025 5.0% NCPI Y-o-Y Change: March 2026 2.4% CCPI Y-o-Y Change: April 2026 5.4%

Exchange Rates

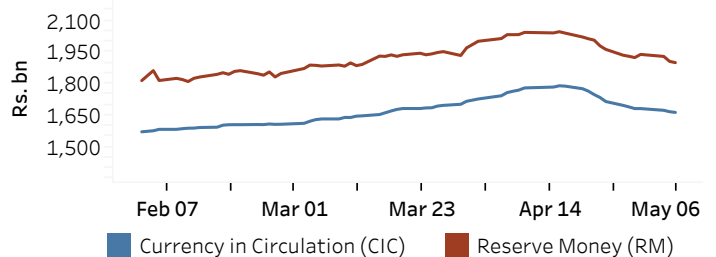
06-May-26	TT Buying ^(a)	TT Selling ^(a)
	(Rs. Per Unit)	(Rs. Per Unit)
USD	316.4080	324.0396
GBP	427.8434	441.0445
EUR	369.3791	381.1748
JPY	1.9971	2.0640

Indicative Rate of the USD/LKR Spot Exchange Rate



Currency and Reserve Money

	(Rs.mn)	05-May-26	06-May-26
Currency in Circulation		1,667,994.37	1,664,694.40
Reserve Money		1,906,177.78	1,900,307.60



Source: Central Bank of Sri Lanka

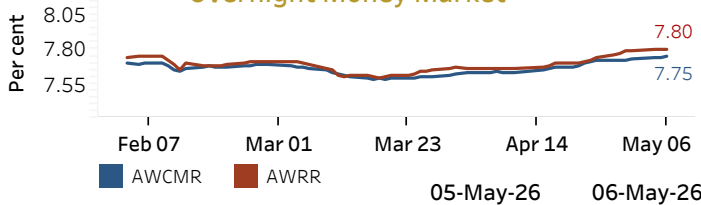
Money Market

Policy Rate (OPR): 7.75%

SRR: 2.00%

Weekly AWPR: 9.57%

Overnight Money Market



Source: Central Bank of Sri Lanka

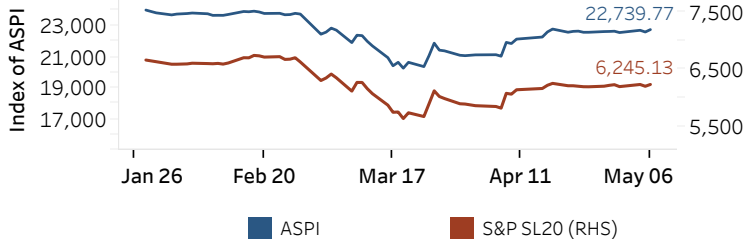
Yield Rates of T-Bills

	(per cent)	
	Primary Market	Secondary Market
	06-May-26	04-May-26 ^(b)
91 Day	8.20	-
182 Day	8.24	-
364 Day	8.52	-

Source: Ministry of Finance, Planning and Economic Development

Share Market

ASPI and S&P SL 20



06-May-26

Daily Turnover (Rs. mn)	4,131.14
Market Capitalization (Rs. bn)	8,247.42
PE Ratio	11.67

Foreign Purchases and Sales

	(Rs. mn)
Foreign Purchases	143.86
Foreign Sales	81.48

Source: Colombo Stock Exchange

Energy

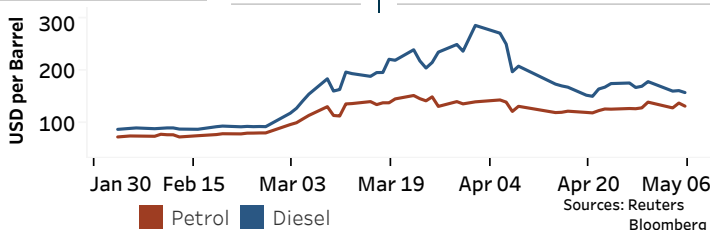
CPC Local Prices (LKR per Litre): Petrol (92 octane): 410.00

Auto Diesel: 392.00

Kerosene: 265.00

Global Petroleum Products

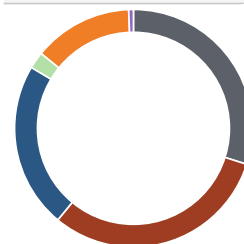
Crude Oil (USD per Barrel)			Refined (Singapore Platts)		
07-May-26 ^(c)	05-May-26		Petrol	Diesel	Kerosene
Brent	WTI	OPEC	131.00	157.25	158.91
101.85	95.63	118.33			



Sources: Reuters, Bloomberg

Electricity Generation

	04-May-26	05-May-26
Total Energy (GWh)	57.30	57.05
Peak Demand (MW)	2,916.00	2,949.80



Source: Ceylon Electricity Board

(a) The average buying and selling exchange rates are calculated based on the quotes provided at 9.30 AM on daily basis for Telegraphic Transfers (TT) for designated foreign currencies by the selected Licensed Banks

(b) Based on actual transactions above Rs. 50 mn reported up to 4.00 PM

(c) Updated at 8.00 AM