

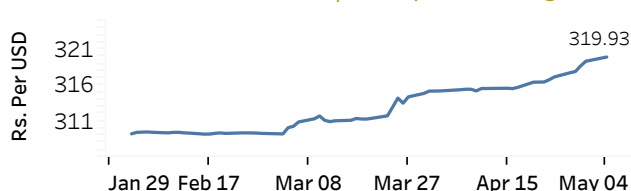


Real GDP Growth: 2025 5.0% NCPI Y-o-Y Change: March 2026 2.4% CCPI Y-o-Y Change: April 2026 5.4%

### Exchange Rates

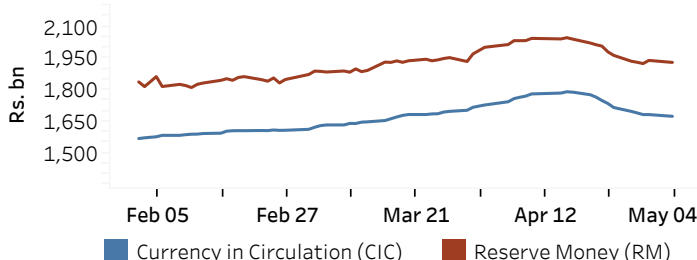
04-May-26	TT Buying <sup>(a)</sup>	TT Selling <sup>(a)</sup>
	(Rs. Per Unit)	(Rs. Per Unit)
USD	315.7008	323.8804
GBP	427.7741	440.8827
EUR	368.8892	380.8140
JPY	2.0008	2.0701

### Indicative Rate of the USD/LKR Spot Exchange Rate



### Currency and Reserve Money

	(Rs.mn)	30-Apr-26	04-May-26
Currency in Circulation		1,682,816.66	1,674,598.50
Reserve Money		1,939,198.63	1,929,723.45



Source: Central Bank of Sri Lanka

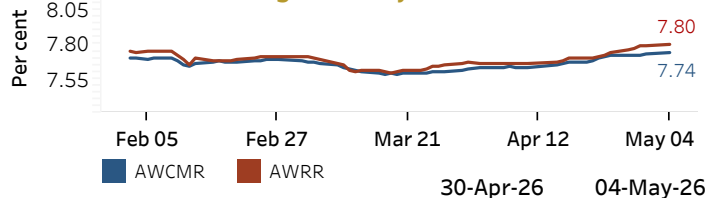
### Money Market

Policy Rate (OPR): 7.75%

SRR: 2.00%

Weekly AWPR: 9.57%

### Overnight Money Market



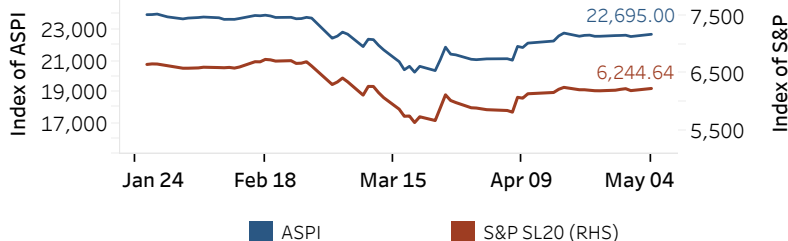
### Yield Rates of T-Bills

	(per cent)	
	Primary Market 29-Apr-26	Secondary Market 04-May-26 <sup>(b)</sup>
91 Day	8.20	-
182 Day	8.25	-
364 Day	8.52	-

Source: Ministry of Finance, Planning and Economic Development

### Share Market

#### ASPI and S&P SL 20



#### 04-May-26

Daily Turnover (Rs. mn)	4,807.58
Market Capitalization (Rs. bn)	8,227.21
PE Ratio	11.64

#### Foreign Purchases and Sales

	(Rs. mn)
Foreign Purchases	8.02
Foreign Sales	2,462.87

Source: Colombo Stock Exchange

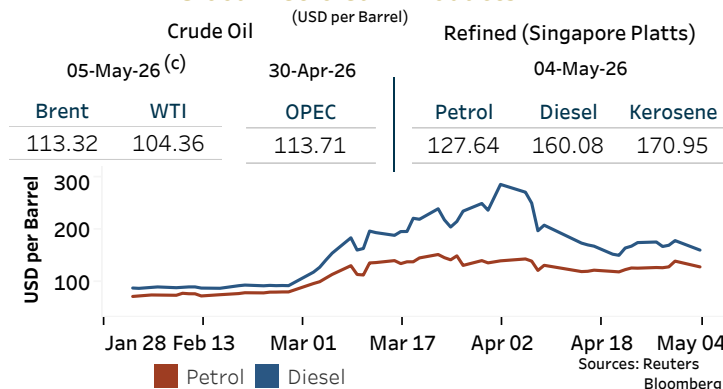
### Energy

CPC Local Prices (LKR per Litre): Petrol (92 octane): 410.00

Auto Diesel: 392.00

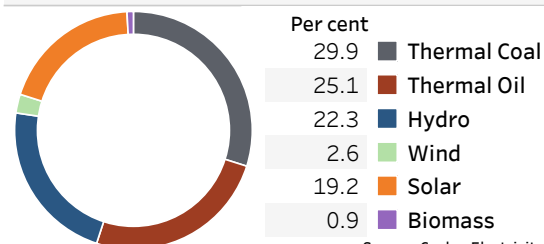
Kerosene: 265.00

#### Global Petroleum Products



#### Electricity Generation

	29-Apr-26	30-Apr-26
Total Energy (GWh)	57.71	57.18
Peak Demand (MW)	2,935.30	2,966.50



Source: Ceylon Electricity Board

(a) The average buying and selling exchange rates are calculated based on the quotes provided at 9.30 AM on daily basis for Telegraphic Transfers (TT) for designated foreign currencies by the selected Licensed Banks

(b) Based on actual transactions above Rs. 50 mn reported up to 4.00 PM (c) Updated at 8.00 AM