

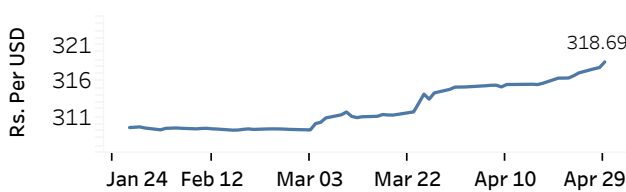


Real GDP Growth: 2025 5.0% NCPI Y-o-Y Change: March 2026 2.4% CCPI Y-o-Y Change: March 2026 2.2%

Exchange Rates

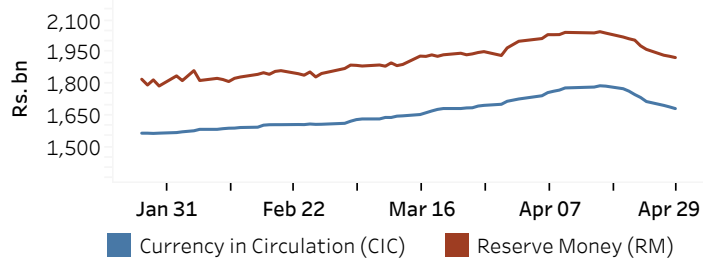
29-Apr-26	TT Buying ^(a)	TT Selling ^(a)
	(Rs. Per Unit)	(Rs. Per Unit)
USD	315.5460	323.2624
GBP	425.2067	438.2207
EUR	368.1350	379.9765
JPY	1.9696	2.0356

Indicative Rate of the USD/LKR Spot Exchange Rate



Currency and Reserve Money

	(Rs.mn) 28-Apr-26	29-Apr-26
Currency in Circulation	1,690,616.96	1,682,707.60
Reserve Money	1,930,351.61	1,924,201.67



Source: Central Bank of Sri Lanka

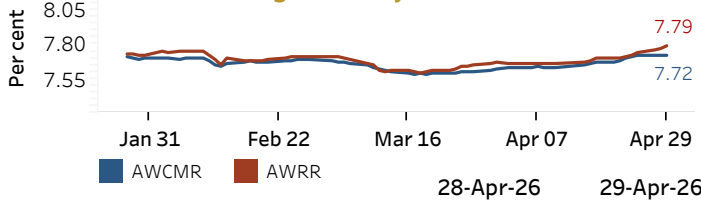
Money Market

Policy Rate (OPR): 7.75%

SRR: 2.00%

Weekly AWPR: 9.63%

Overnight Money Market



Source: Central Bank of Sri Lanka

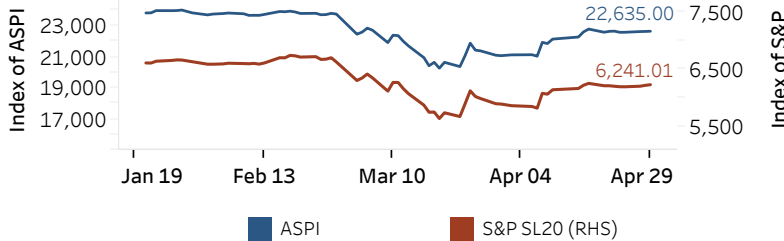
Yield Rates of T-Bills

	(per cent)	
	Primary Market 29-Apr-26	Secondary Market 29-Apr-26 ^(b)
91 Day	8.20	8.18
182 Day	8.25	8.28
364 Day	8.52	8.52

Source: Ministry of Finance, Planning and Economic Development

Share Market

ASPI and S&P SL 20



29-Apr-26

Daily Turnover (Rs. mn)	4,191.88
Market Capitalization (Rs. bn)	8,200.03
PE Ratio	11.60

Foreign Purchases and Sales

	(Rs. mn)
Foreign Purchases	141.67
Foreign Sales	474.17

Source: Colombo Stock Exchange

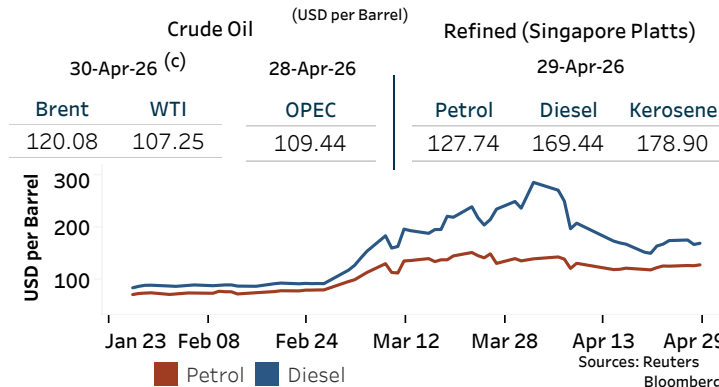
Energy

CPC Local Prices (LKR per Litre): Petrol (92 octane): 398.00

Auto Diesel: 382.00

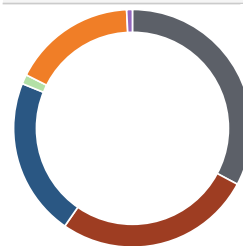
Kerosene: 255.00

Global Petroleum Products



Electricity Generation

	27-Apr-26	28-Apr-26
Total Energy (GWh)	56.03	56.71
Peak Demand (MW)	2,831.70	2,938.90



Per cent	Source
32.8	Thermal Coal
26.8	Thermal Oil
21.5	Hydro
1.3	Wind
16.8	Solar
0.8	Biomass

Source: Ceylon Electricity Board

(a) The average buying and selling exchange rates are calculated based on the quotes provided at 9.30 AM on daily basis for Telegraphic Transfers (TT) for designated foreign currencies by the selected Licensed Banks

(b) Based on actual transactions above Rs. 50 mn reported up to 4.00 PM (c) Updated at 8.00 AM