

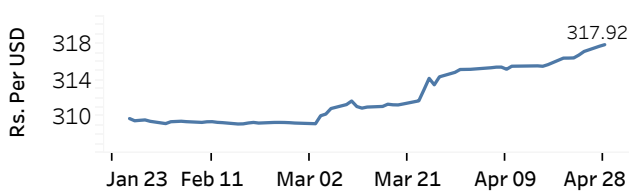


Real GDP Growth: 2025 5.0%    NCPI Y-o-Y Change: March 2026 2.4%    CCPI Y-o-Y Change: March 2026 2.2%

### Exchange Rates

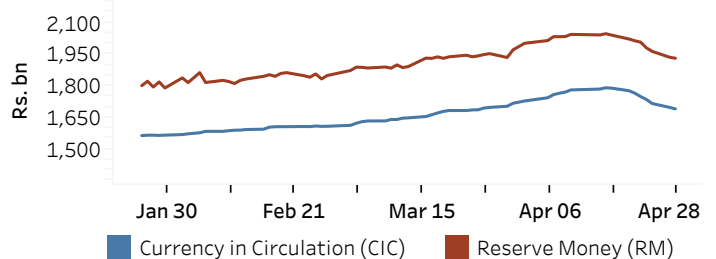
| 28-Apr-26 | TT Buying <sup>(a)</sup> | TT Selling <sup>(a)</sup> |
|-----------|--------------------------|---------------------------|
|           | (Rs. Per Unit)           | (Rs. Per Unit)            |
| USD       | 314.9990                 | 322.7579                  |
| GBP       | 424.8238                 | 437.8123                  |
| EUR       | 367.6464                 | 379.3357                  |
| JPY       | 1.9699                   | 2.0357                    |

### Indicative Rate of the USD/LKR Spot Exchange Rate



### Currency and Reserve Money

|                         | (Rs.mn)<br>27-Apr-26 | 28-Apr-26    |
|-------------------------|----------------------|--------------|
| Currency in Circulation | 1,697,868.32         | 1,690,616.96 |
| Reserve Money           | 1,935,369.03         | 1,930,351.61 |



Source: Central Bank of Sri Lanka

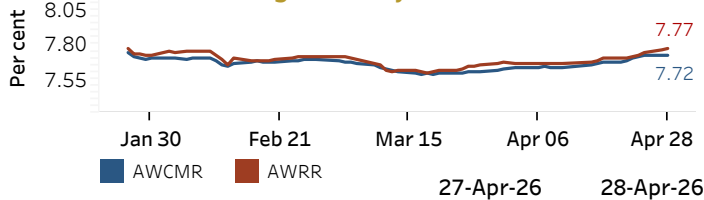
### Money Market

Policy Rate (OPR): 7.75%

SRR: 2.00%

Weekly AWPR: 9.63%

### Overnight Money Market



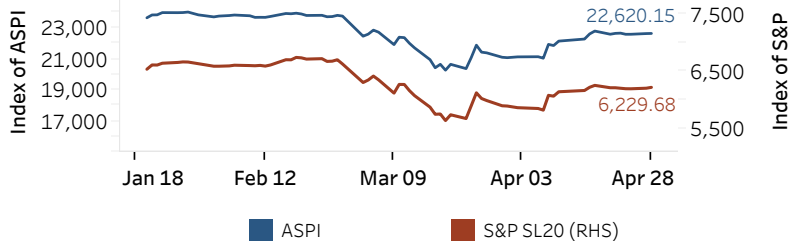
### Yield Rates of T-Bills

|         | (per cent)                  |  |
|---------|-----------------------------|--|
|         | Primary Market<br>22-Apr-26 | Secondary Market<br>28-Apr-26 <sup>(b)</sup> |
| 91 Day  | 8.27                        | -  |
| 182 Day | 8.23                        | -  |
| 364 Day | 8.52                        | -  |

Source: Ministry of Finance, Planning and Economic Development

### Share Market

#### ASPI and S&P SL 20



#### 28-Apr-26

|                                |          |
|--------------------------------|----------|
| Daily Turnover (Rs. mn)        | 3,096.66 |
| Market Capitalization (Rs. bn) | 8,166.26 |
| PE Ratio                       | 11.56    |

#### Foreign Purchases and Sales

|                   | (Rs. mn) |
|-------------------|----------|
| Foreign Purchases | 205.39   |
| Foreign Sales     | 244.50   |

Source: Colombo Stock Exchange

### Energy

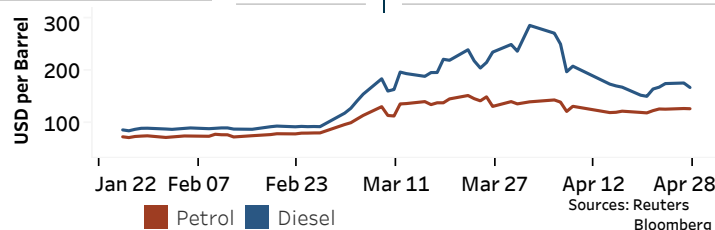
CPC Local Prices (LKR per Litre): Petrol (92 octane): 398.00

Auto Diesel: 382.00

Kerosene: 255.00

#### Global Petroleum Products

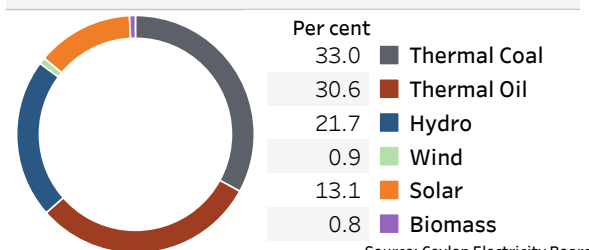
| Crude Oil (USD per Barrel) |           |           | Refined (Singapore Platts) |        |          |
|----------------------------|-----------|-----------|----------------------------|--------|----------|
| 29-Apr-26 <sup>(c)</sup>   | 27-Apr-26 | 28-Apr-26 | Petrol                     | Diesel | Kerosene |
| Brent                      | WTI       | OPEC      | 126.04                     | 167.08 | 176.66   |
| 111.04                     | 99.66     | 107.62    |                            |        |          |



Sources: Reuters  
Bloomberg

#### Electricity Generation

|                    | 26-Apr-26 | 27-Apr-26 |
|--------------------|-----------|-----------|
| Total Energy (GWh) | 50.57     | 56.03     |
| Peak Demand (MW)   | 2,633.60  | 2,831.70  |



Source: Ceylon Electricity Board

(a) The average buying and selling exchange rates are calculated based on the quotes provided at 9.30 AM on daily basis for Telegraphic Transfers (TT) for designated foreign currencies by the selected Licensed Banks

(b) Based on actual transactions above Rs. 50 mn reported up to 4.00 PM (c) Updated at 8.00 AM