

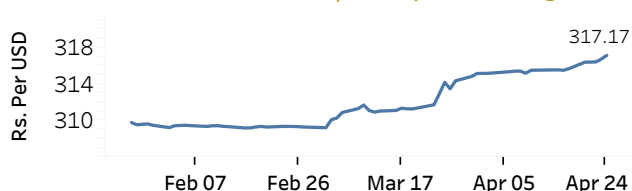


Real GDP Growth: 2025 5.0%    NCPI Y-o-Y Change: March 2026 2.4%    CCPI Y-o-Y Change: March 2026 2.2%

### Exchange Rates

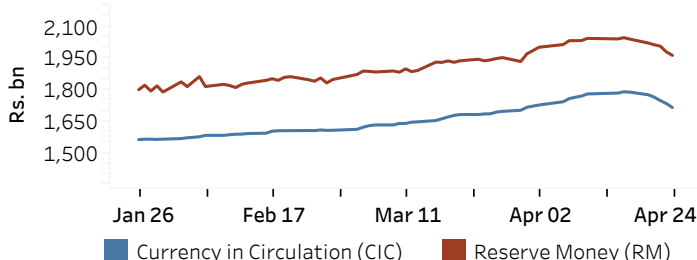
24-Apr-26	TT Buying <sup>(a)</sup>	TT Selling <sup>(a)</sup>
	(Rs. Per Unit)	(Rs. Per Unit)
USD	314.0369	321.8767
GBP	421.4696	434.5032
EUR	365.4493	377.2336
JPY	1.9583	2.0242

### Indicative Rate of the USD/LKR Spot Exchange Rate



### Currency and Reserve Money

	(Rs.mn) 23-Apr-26	24-Apr-26
Currency in Circulation	1,735,366.94	1,716,156.32
Reserve Money	1,979,749.58	1,963,031.60



Source: Central Bank of Sri Lanka

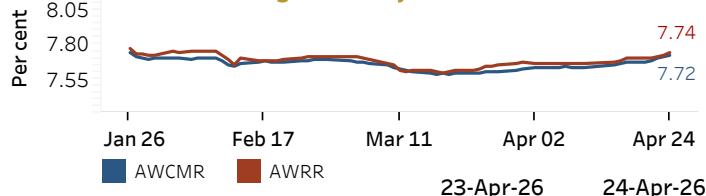
### Money Market

Policy Rate (OPR): 7.75%

SRR: 2.00%

Weekly AWPR: 9.63%

### Overnight Money Market



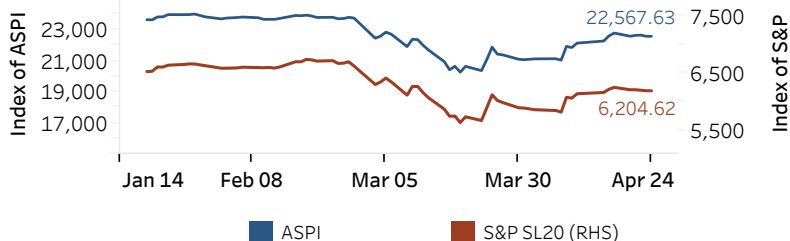
### Yield Rates of T-Bills

	(per cent)	
	Primary Market 22-Apr-26	Secondary Market 24-Apr-26 <sup>(b)</sup>
91 Day	8.27	8.25
182 Day	8.23	-
364 Day	8.52	-

Source: Ministry of Finance, Planning and Economic Development

### Share Market

#### ASPI and S&P SL 20



#### 24-Apr-26

Daily Turnover (Rs. mn)	2,068.86
Market Capitalization (Rs. bn)	8,146.50
PE Ratio	11.53

#### Foreign Purchases and Sales

	(Rs. mn)
Foreign Purchases	38.59
Foreign Sales	69.65

Source: Colombo Stock Exchange

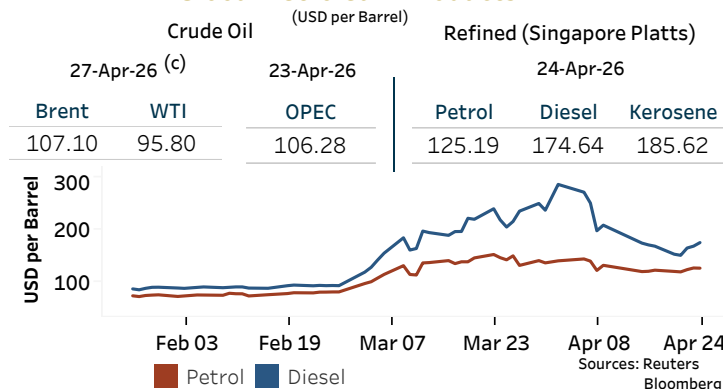
### Energy

CPC Local Prices (LKR per Litre): Petrol (92 octane): 398.00

Auto Diesel: 382.00

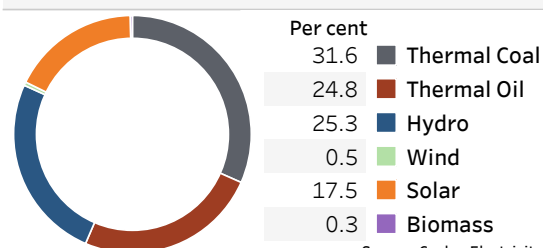
Kerosene: 255.00

#### Global Petroleum Products



#### Electricity Generation

	22-Apr-26	23-Apr-26
Total Energy (GWh)	57.15	56.36
Peak Demand (MW)	2,824.80	2,730.70



Source: Ceylon Electricity Board

(a) The average buying and selling exchange rates are calculated based on the quotes provided at 9.30 AM on daily basis for Telegraphic Transfers (TT) for designated foreign currencies by the selected Licensed Banks

Published on 27-Apr-2026

(b) Based on actual transactions above Rs. 50 mn reported up to 4.00 PM (c) Updated at 8.00 AM