

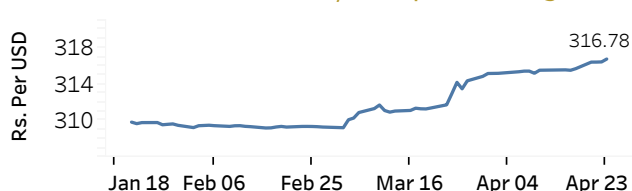


Real GDP Growth: 2025 5.0% NCPI Y-o-Y Change: March 2026 2.4% CCPI Y-o-Y Change: March 2026 2.2%

Exchange Rates

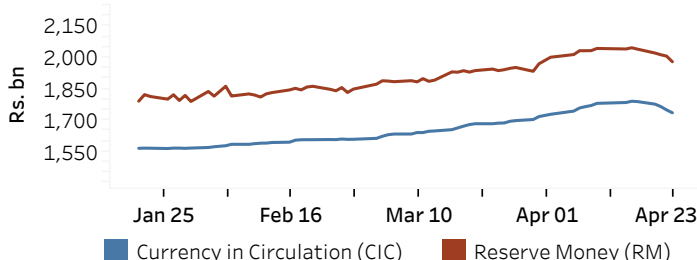
23-Apr-26	TT Buying ^(a)	TT Selling ^(a)
	(Rs. Per Unit)	(Rs. Per Unit)
USD	313.6230	321.0932
GBP	421.9712	434.6380
EUR	365.7576	377.3171
JPY	1.9593	2.0243

Indicative Rate of the USD/LKR Spot Exchange Rate



Currency and Reserve Money

	(Rs.mn) 22-Apr-26	23-Apr-26
Currency in Circulation	1,749,137.79	1,735,366.94
Reserve Money	2,006,776.14	1,979,749.58



Source: Central Bank of Sri Lanka

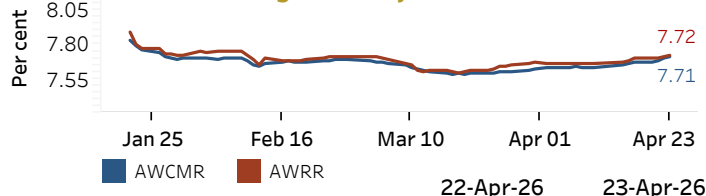
Money Market

Policy Rate (OPR): 7.75%

SRR: 2.00%

Weekly AWPR: 9.79%

Overnight Money Market



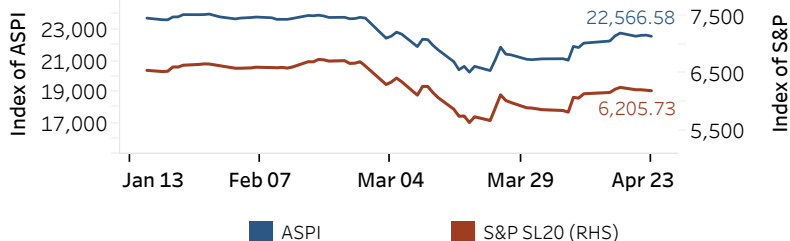
Yield Rates of T-Bills

	(per cent)	
	Primary Market 22-Apr-26	Secondary Market 23-Apr-26 ^(b)
91 Day	8.27	8.26
182 Day	8.23	-
364 Day	8.52	8.52

Source: Ministry of Finance, Planning and Economic Development

Share Market

ASPI and S&P SL 20



23-Apr-26

Daily Turnover (Rs. mn)	2,828.70
Market Capitalization (Rs. bn)	8,144.38
PE Ratio	11.52

Foreign Purchases and Sales

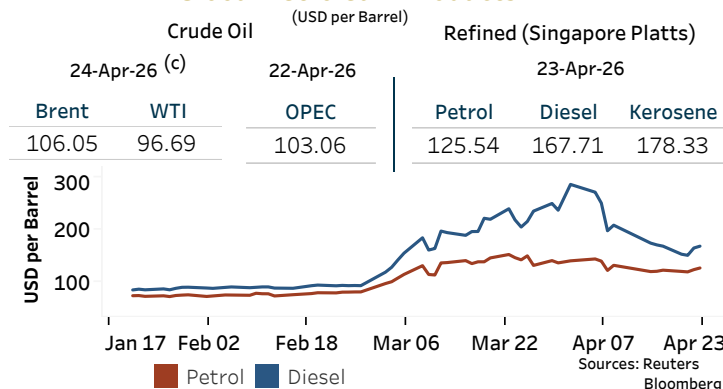
	(Rs. mn)
Foreign Purchases	60.02
Foreign Sales	56.59

Source: Colombo Stock Exchange

Energy

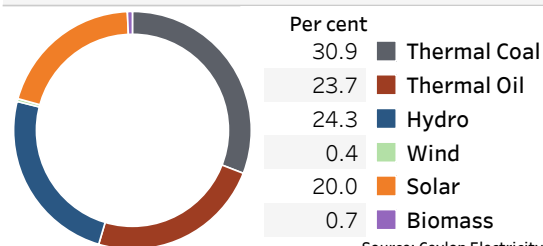
CPC Local Prices (LKR per Litre): Petrol (92 octane): 398.00 Auto Diesel: 382.00 Kerosene: 255.00

Global Petroleum Products



Electricity Generation

	21-Apr-26	22-Apr-26
Total Energy (GWh)	54.84	57.15
Peak Demand (MW)	2,852.00	2,824.80



Source: Ceylon Electricity Board

(a) The average buying and selling exchange rates are calculated based on the quotes provided at 9.30 AM on daily basis for Telegraphic Transfers (TT) for designated foreign currencies by the selected Licensed Banks

(b) Based on actual transactions above Rs. 50 mn reported up to 4.00 PM (c) Updated at 8.00 AM