

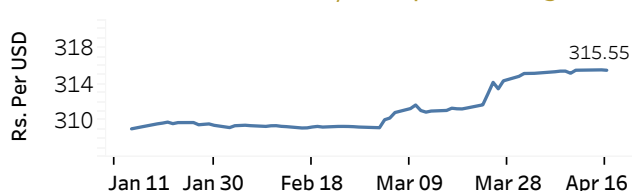


Real GDP Growth: 2025 5.0% NCPI Y-o-Y Change: February 2026 1.6% CCPI Y-o-Y Change: March 2026 2.2%

Exchange Rates

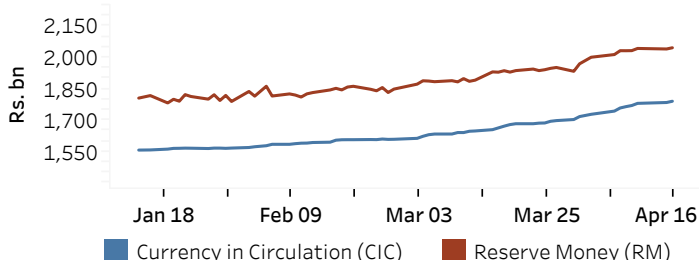
16-Apr-26	TT Buying ^(a)	TT Selling ^(a)
	(Rs. Per Unit)	(Rs. Per Unit)
USD	311.8103	319.2798
GBP	422.1269	434.9438
EUR	367.0162	378.6027
JPY	1.9581	2.0236

Indicative Rate of the USD/LKR Spot Exchange Rate



Currency and Reserve Money

	(Rs.mn)	15-Apr-26	16-Apr-26
Currency in Circulation		1,784,667.40	1,790,730.72
Reserve Money		2,040,958.37	2,046,761.60



Source: Central Bank of Sri Lanka

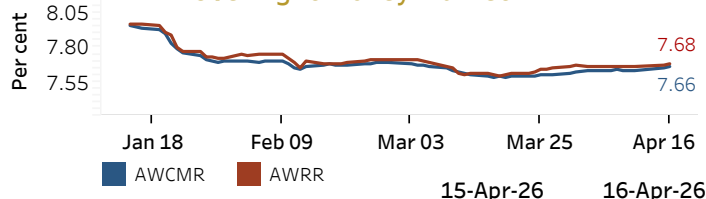
Money Market

Policy Rate (OPR): 7.75%

SRR: 2.00%

Weekly AWPR: 9.81%

Overnight Money Market



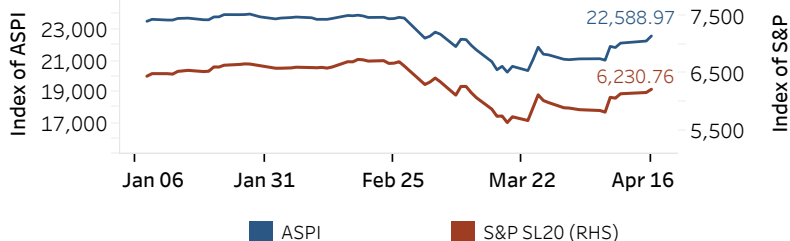
Yield Rates of T-Bills

	(per cent)	
	Primary Market	Secondary Market
	15-Apr-26	16-Apr-26 ^(b)
91 Day	8.15	8.23
182 Day	8.22	-
364 Day	8.52	8.55

Source: Ministry of Finance, Planning and Economic Development

Share Market

ASPI and S&P SL 20



16-Apr-26

Daily Turnover (Rs. mn)	4,962.74
Market Capitalization (Rs. bn)	8,127.49
PE Ratio	11.50

Foreign Purchases and Sales

	(Rs. mn)
Foreign Purchases	77.27
Foreign Sales	203.25

Source: Colombo Stock Exchange

Energy

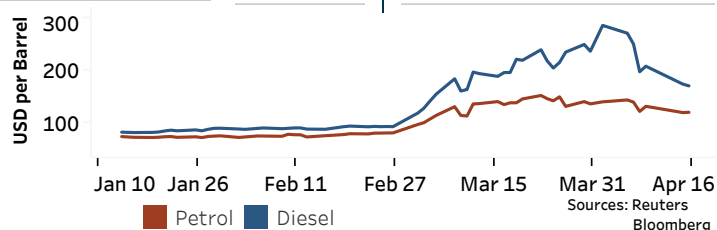
CPC Local Prices (LKR per Litre): Petrol (92 octane): 398.00

Auto Diesel: 382.00

Kerosene: 255.00

Global Petroleum Products

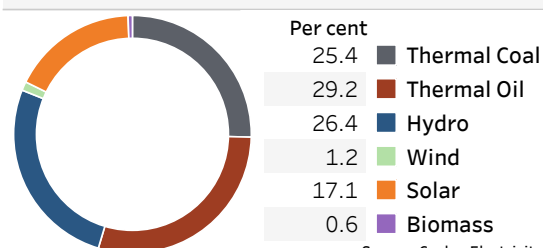
Crude Oil (USD per Barrel)			Refined (Singapore Platts)		
17-Apr-26 ^(c)	WTI	OPEC	Petrol	Diesel	Kerosene
98.39	93.38	104.56	119.15	170.15	200.73



Sources: Reuters, Bloomberg

Electricity Generation

	15-Apr-26	16-Apr-26
Total Energy (GWh)	42.14	44.23
Peak Demand (MW)	2,320.10	2,420.60



Source: Ceylon Electricity Board

(a) The average buying and selling exchange rates are calculated based on the quotes provided at 9.30 AM on daily basis for Telegraphic Transfers (TT) for designated foreign currencies by the selected Licensed Banks

Published on 17-Apr-2026

(b) Based on actual transactions above Rs. 50 mn reported up to 4.00 PM (c) Updated at 8.00 AM