

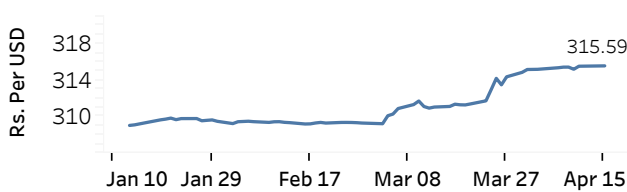


Real GDP Growth: 2025 5.0% NCPI Y-o-Y Change: February 2026 1.6% CCPI Y-o-Y Change: March 2026 2.2%

Exchange Rates

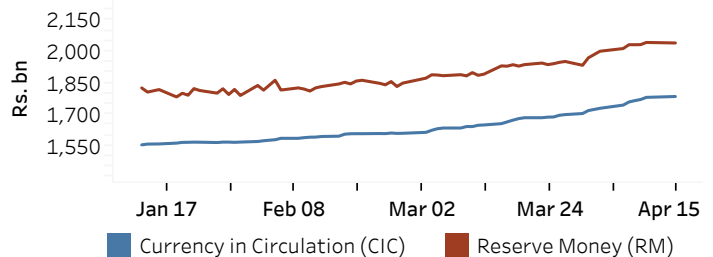
15-Apr-26	TT Buying ^(a)	TT Selling ^(a)
	(Rs. Per Unit)	(Rs. Per Unit)
USD	311.7866	319.2614
GBP	421.5193	434.4694
EUR	366.0408	377.7863
JPY	1.9534	2.0196

Indicative Rate of the USD/LKR Spot Exchange Rate



Currency and Reserve Money

	(Rs.mn) 10-Apr-26	15-Apr-26
Currency in Circulation	1,780,548.53	1,784,667.40
Reserve Money	2,043,486.62	2,040,958.37



Source: Central Bank of Sri Lanka

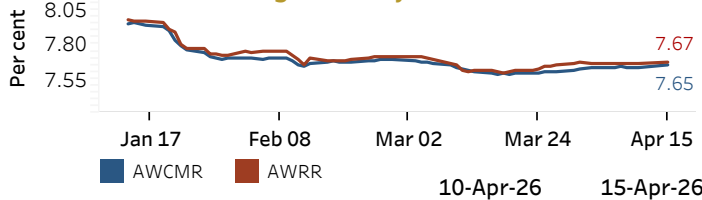
Money Market

Policy Rate (OPR): 7.75%

SRR: 2.00%

Weekly AWPR: 9.81%

Overnight Money Market



Source: Central Bank of Sri Lanka

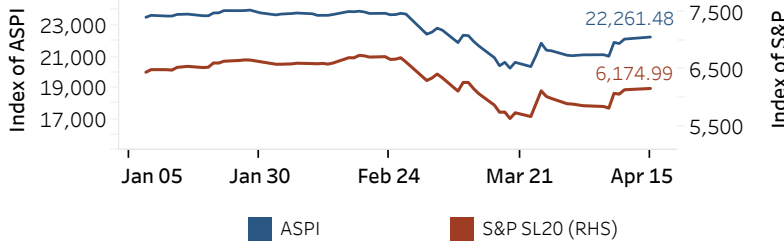
Yield Rates of T-Bills

	(per cent)	
	Primary Market 15-Apr-26	Secondary Market 15-Apr-26 ^(b)
91 Day	8.15	8.15
182 Day	8.22	8.23
364 Day	8.52	8.55

Source: Ministry of Finance, Planning and Economic Development

Share Market

ASPI and S&P SL 20



15-Apr-26

Daily Turnover (Rs. mn)	3,051.80
Market Capitalization (Rs. bn)	7,991.37
PE Ratio	11.31

Foreign Purchases and Sales

	(Rs. mn)
Foreign Purchases	53.04
Foreign Sales	172.44

Source: Colombo Stock Exchange

Energy

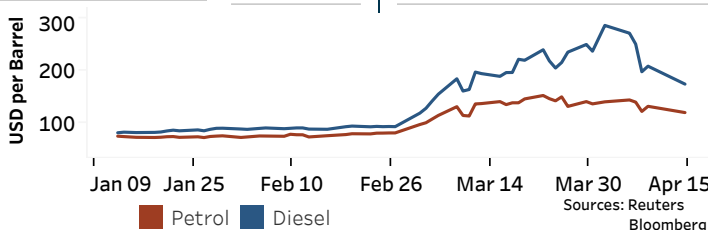
CPC Local Prices (LKR per Litre): Petrol (92 octane): 398.00

Auto Diesel: 382.00

Kerosene: 255.00

Global Petroleum Products

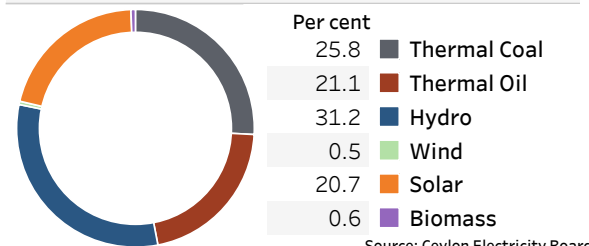
Crude Oil (USD per Barrel)			Refined (Singapore Platts)		
16-Apr-26 ^(c)			15-Apr-26		
Brent	WTI	OPEC	Petrol	Diesel	Kerosene
95.20	91.60	105.28	118.59	173.59	198.83



Sources: Reuters
Bloomberg

Electricity Generation

	14-Apr-26	15-Apr-26
Total Energy (GWh)	40.12	42.14
Peak Demand (MW)	2,143.90	2,320.10



Source: Ceylon Electricity Board

(a) The average buying and selling exchange rates are calculated based on the quotes provided at 9.30 AM on daily basis for Telegraphic Transfers (TT) for designated foreign currencies by the selected Licensed Banks

(b) Based on actual transactions above Rs. 50 mn reported up to 4.00 PM (c) Updated at 8.00 AM