

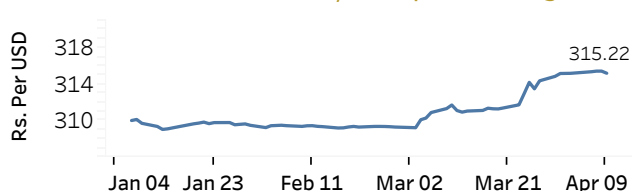


Real GDP Growth: 2025 5.0% NCPI Y-o-Y Change: February 2026 1.6% CCPI Y-o-Y Change: March 2026 2.2%

Exchange Rates

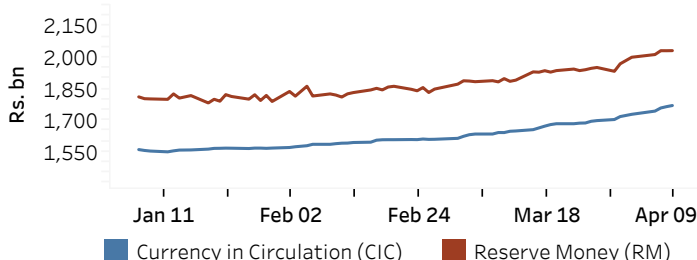
09-Apr-26	TT Buying ^(a)	TT Selling ^(a)
	(Rs. Per Unit)	(Rs. Per Unit)
USD	311.6185	319.0874
GBP	416.0208	428.8613
EUR	362.1183	373.7006
JPY	1.9554	2.0210

Indicative Rate of the USD/LKR Spot Exchange Rate



Currency and Reserve Money

	(Rs.mn) 08-Apr-26	09-Apr-26
Currency in Circulation	1,764,878.37	1,770,248.02
Reserve Money	2,032,596.95	2,033,033.04



Source: Central Bank of Sri Lanka

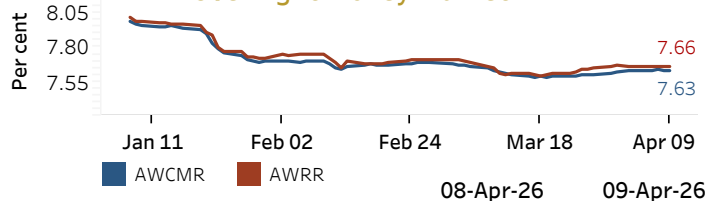
Money Market

Policy Rate (OPR): 7.75%

SRR: 2.00%

Weekly AWPR: 9.86%

Overnight Money Market



Source: Central Bank of Sri Lanka

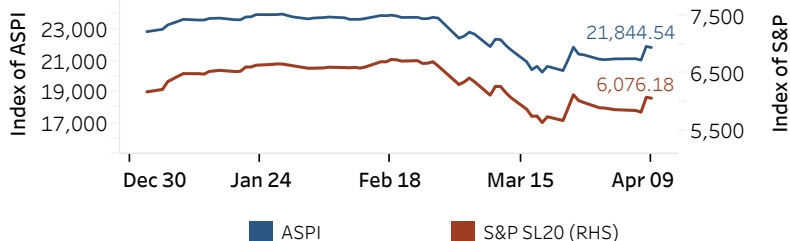
Yield Rates of T-Bills

	(per cent)	
	Primary Market 08-Apr-26	Secondary Market 09-Apr-26 ^(b)
91 Day	7.95	8.20
182 Day	8.14	-
364 Day	8.45	-

Source: Ministry of Finance, Planning and Economic Development

Share Market

ASPI and S&P SL 20



09-Apr-26

Daily Turnover (Rs. mn)	2,965.75
Market Capitalization (Rs. bn)	7,822.97
PE Ratio	11.07

Foreign Purchases and Sales

	(Rs. mn)
Foreign Purchases	128.33
Foreign Sales	349.69

Source: Colombo Stock Exchange

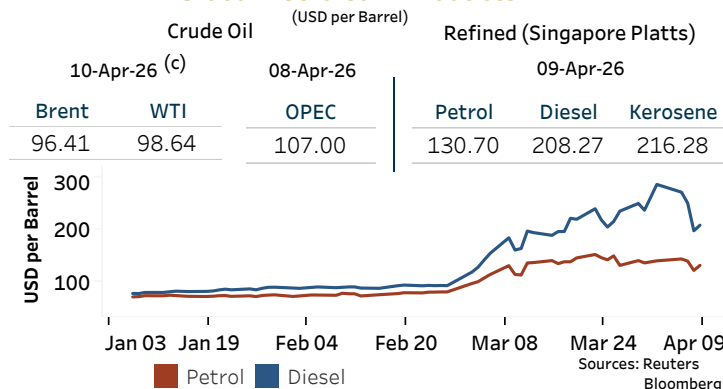
Energy

CPC Local Prices (LKR per Litre): Petrol (92 octane): 398.00

Auto Diesel: 382.00

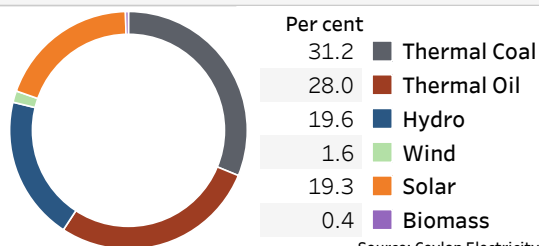
Kerosene: 255.00

Global Petroleum Products



Electricity Generation

	08-Apr-26	09-Apr-26
Total Energy (GWh)	60.21	60.01
Peak Demand (MW)	3,016.70	3,097.80



Source: Ceylon Electricity Board

(a) The average buying and selling exchange rates are calculated based on the quotes provided at 9.30 AM on daily basis for Telegraphic Transfers (TT) for designated foreign currencies by the selected Licensed Banks

(b) Based on actual transactions above Rs. 50 mn reported up to 4.00 PM (c) Updated at 8.00 AM