

Daily Economic Indicators

18 February 2026



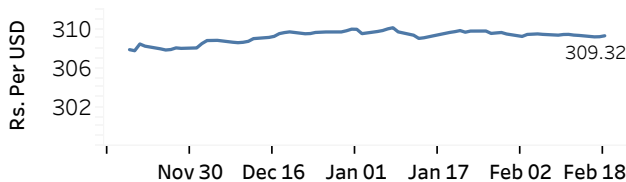
Central Bank of Sri Lanka
Statistics Department

Real GDP Growth: 2025 Q3 5.4% NCPI Y-o-Y Change: December 2025 2.9% CCPI Y-o-Y Change: January 2026 2.3%

Exchange Rates

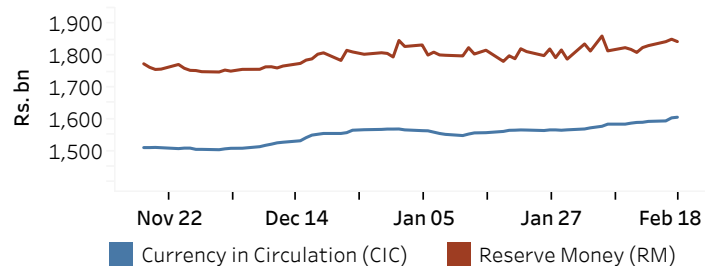
	TT Buying ^(a) (Rs. Per Unit)	TT Selling ^(a) (Rs. Per Unit)
18-Feb-26		
USD	305.6761	313.2117
GBP	413.1096	425.9180
EUR	360.7322	372.4105
JPY	1.9836	2.0504

Indicative Rate of the USD/LKR Spot Exchange Rate



Currency and Reserve Money

	(Rs.mn) 17-Feb-26	18-Feb-26
Currency in Circulation	1,604,280.08	1,606,337.99
Reserve Money	1,852,535.11	1,845,004.61



Source: Central Bank of Sri Lanka

Money Market

Policy Rate (OPR): 7.75%

SRR: 2.00%

Weekly AWPR: 9.04%

Overnight Money Market



Overnight Liquidity (Rs. bn)	270.41	282.43
------------------------------	--------	--------

Source: Central Bank of Sri Lanka

Yield Rates of T-Bills

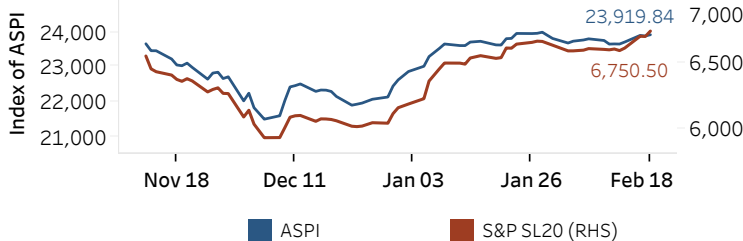
(per cent)

	Primary Market 18-Feb-26	Secondary Market 13-Feb-26 ^{(b)(c)}
91 Day	7.66	-
182 Day	7.99	8.00
364 Day	8.27	8.25

Source: Ministry of Finance, Planning and Economic Development

Share Market

ASPI and S&P SL 20



18-Feb-26

Daily Turnover (Rs. mn)	5,663.20
Market Capitalization (Rs. bn)	8,477.34
PE Ratio	11.27

Foreign Purchases and Sales

(Rs. mn)

Foreign Purchases	109.38
Foreign Sales	292.24

Source: Colombo Stock Exchange

Energy

CPC Local Prices (LKR per Litre): Petrol (92 octane): 292.00

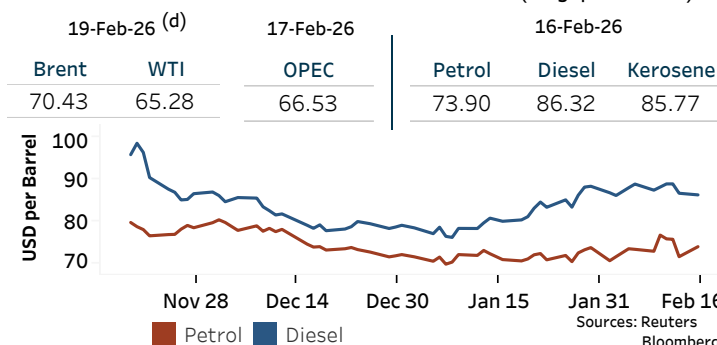
Auto Diesel: 277.00

Kerosene: 182.00

Global Petroleum Products

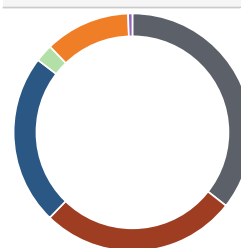
Crude Oil (USD per Barrel)

Refined (Singapore Platts)



Electricity Generation

	17-Feb-26	18-Feb-26
Total Energy (GWh)	51.47	52.23
Peak Demand (MW)	2,726.20	2,787.80



Per cent	
35.6	Thermal Coal
26.7	Thermal Oil
23.1	Hydro
2.4	Wind
11.6	Solar
0.6	Biomass

Source: Ceylon Electricity Board

(a) The average buying and selling exchange rates are calculated based on the quotes provided at 9.30 AM on daily basis for Telegraphic Transfers (TT) for designated foreign currencies by the selected Licensed Banks

(b) Based on actual transactions above Rs. 50 mn reported up to 4.00 PM

(c) Data is not available since 16-Feb-26.

(d) Updated at 8.00 AM

Published on 19-Feb-2026