

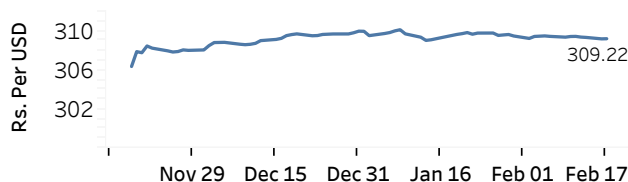


Real GDP Growth: 2025 Q3 5.4% NCPI Y-o-Y Change: December 2025 2.9% CCPI Y-o-Y Change: January 2026 2.3%

Exchange Rates

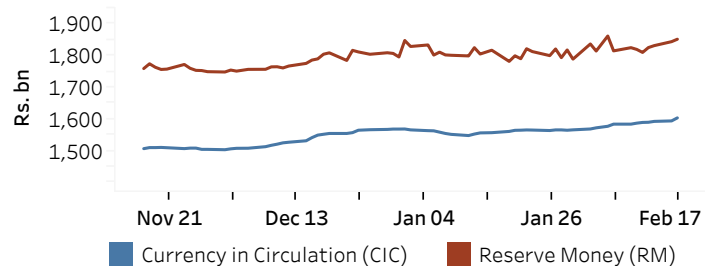
	TT Buying ^(a) (Rs. Per Unit)	TT Selling ^(a) (Rs. Per Unit)
17-Feb-26		
USD	305.4869	313.0220
GBP	414.6944	427.4178
EUR	360.3427	372.0821
JPY	1.9873	2.0542

Indicative Rate of the USD/LKR Spot Exchange Rate



Currency and Reserve Money

	(Rs.mn) 16-Feb-26	17-Feb-26
Currency in Circulation	1,594,680.86	1,604,280.08
Reserve Money	1,844,800.86	1,852,535.11



Source: Central Bank of Sri Lanka

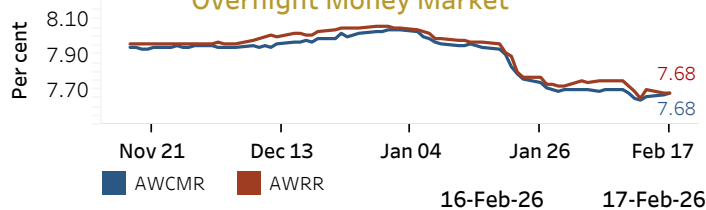
Money Market

Policy Rate (OPR): 7.75%

SRR: 2.00%

Weekly AWPR: 9.04%

Overnight Money Market



Overnight Liquidity (Rs. bn)	270.99	270.41
------------------------------	--------	--------

Source: Central Bank of Sri Lanka

Yield Rates of T-Bills

(per cent)

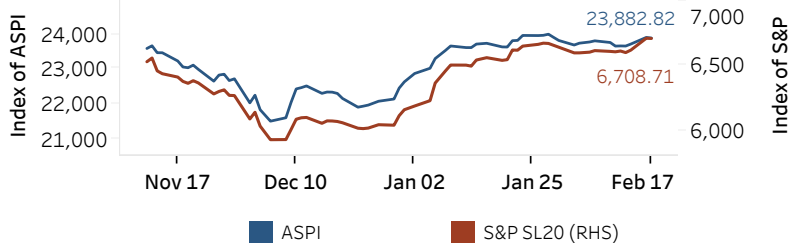
	Primary Market 11-Feb-26	Secondary Market 13-Feb-26 ^(b)
--	-----------------------------	--

91 Day	7.72	-
182 Day	8.07	8.00
364 Day	8.31	8.25

Source: Ministry of Finance, Planning and Economic Development

Share Market

ASPI and S&P SL 20



17-Feb-26

Daily Turnover (Rs. mn)	4,234.53
Market Capitalization (Rs. bn)	8,475.97
PE Ratio	11.27

Foreign Purchases and Sales

(Rs. mn)

Foreign Purchases	40.00
Foreign Sales	82.34

Source: Colombo Stock Exchange

Energy

CPC Local Prices (LKR per Litre): Petrol (92 octane): 292.00

Auto Diesel: 277.00

Kerosene: 182.00

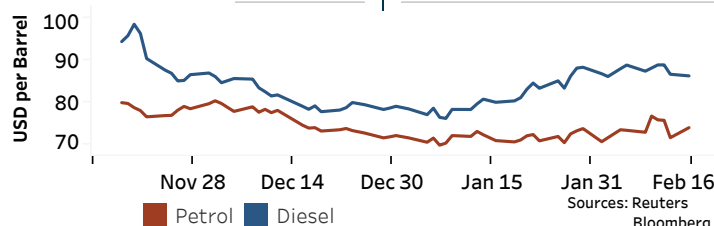
Global Petroleum Products

(USD per Barrel)

Crude Oil

Refined (Singapore Platts)

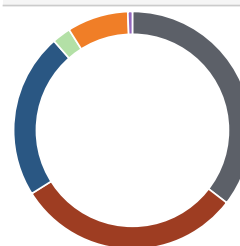
18-Feb-26 ^(c)			16-Feb-26		
Brent	WTI	OPEC	Petrol	Diesel	Kerosene
67.41	62.29	66.81	73.90	86.32	85.77

Sources: Reuters
Bloomberg

Electricity Generation

(per cent)

	16-Feb-26	17-Feb-26
Total Energy (GWh)	50.71	51.47
Peak Demand (MW)	2,785.80	2,726.20



35.4	Thermal Coal
30.6	Thermal Oil
22.5	Hydro
2.5	Wind
8.3	Solar
0.6	Biomass

Source: Ceylon Electricity Board

(a) The average buying and selling exchange rates are calculated based on the quotes provided at 9.30 AM on daily basis for Telegraphic Transfers (TT) for designated foreign currencies by the selected Licensed Banks

(b) Based on actual transactions above Rs. 50 mn reported up to 4.00 PM

(c) Updated at 8.00 AM

Published on 18-Feb-2026