

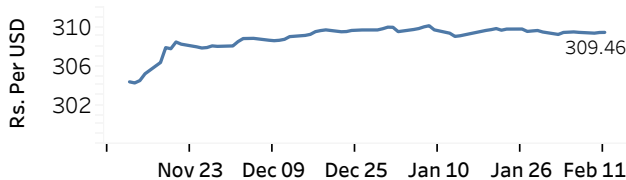


Real GDP Growth: 2025 Q3 5.4% NCPI Y-o-Y Change: December 2025 2.9% CCPI Y-o-Y Change: January 2026 2.3%

Exchange Rates

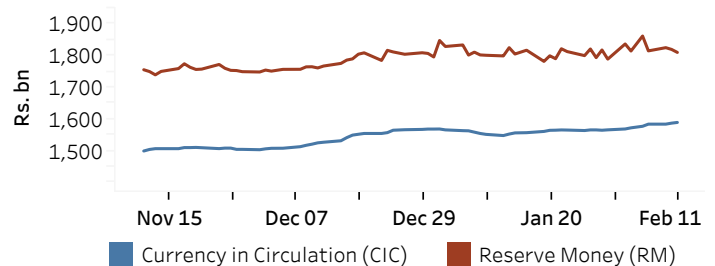
	TT Buying ^(a) (Rs. Per Unit)	TT Selling ^(a) (Rs. Per Unit)
11-Feb-26		
USD	305.6707	313.2066
GBP	416.0981	428.9625
EUR	362.6817	374.2590
JPY	1.9808	2.0476

Indicative Rate of the USD/LKR Spot Exchange Rate



Currency and Reserve Money

	(Rs.mn) 10-Feb-26	11-Feb-26
Currency in Circulation	1,587,632.43	1,589,865.88
Reserve Money	1,820,274.75	1,810,802.42



Source: Central Bank of Sri Lanka

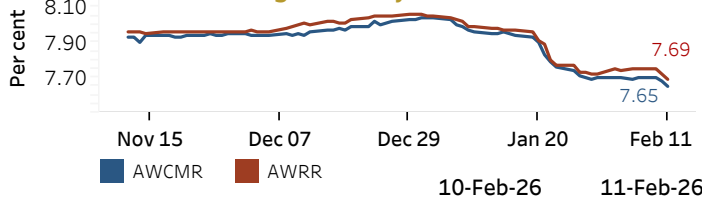
Money Market

Policy Rate (OPR): 7.75%

SRR: 2.00%

Weekly AWPR: 9.32%

Overnight Money Market



Overnight Liquidity (Rs. bn)	282.22	296.45
------------------------------	--------	--------

Source: Central Bank of Sri Lanka

Yield Rates of T-Bills

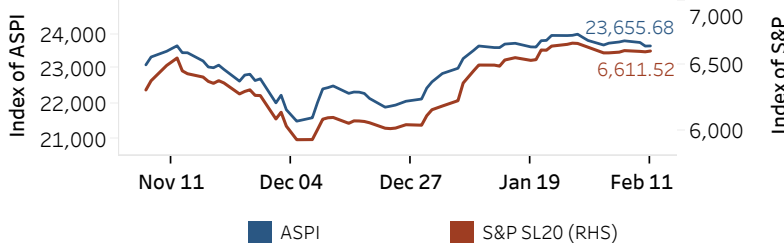
(per cent)

	Primary Market 11-Feb-26	Secondary Market 11-Feb-26 ^(b)
91 Day	7.72	7.65
182 Day	8.07	8.07
364 Day	8.31	8.30

Source: Ministry of Finance, Planning and Economic Development

Share Market

ASPI and S&P SL 20



11-Feb-26

Daily Turnover (Rs. mn)	3,350.15
Market Capitalization (Rs. bn)	8,434.33
PE Ratio	11.22

Foreign Purchases and Sales

(Rs. mn)

Foreign Purchases	56.10
Foreign Sales	120.15

Source: Colombo Stock Exchange

Energy

CPC Local Prices (LKR per Litre): Petrol (92 octane): 292.00

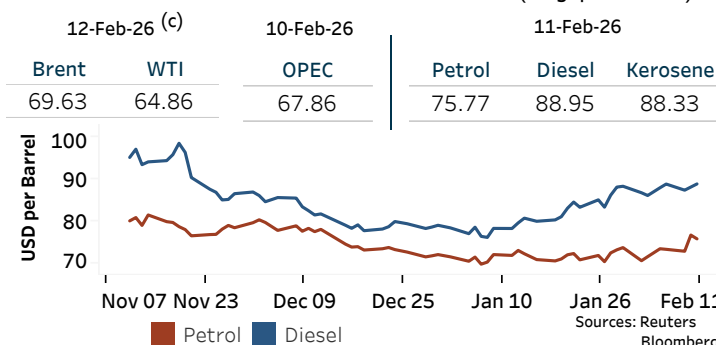
Auto Diesel: 277.00

Kerosene: 182.00

Global Petroleum Products

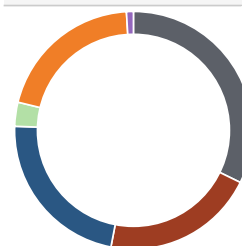
Crude Oil (USD per Barrel)

Refined (Singapore Platts)



Electricity Generation

	10-Feb-26	11-Feb-26
Total Energy (GWh)	52.77	53.03
Peak Demand (MW)	2,800.50	2,811.90



Source: Ceylon Electricity Board

(a) The average buying and selling exchange rates are calculated based on the quotes provided at 9.30 AM on daily basis for Telegraphic Transfers (TT) for designated foreign currencies by the selected Licensed Banks

Published on 12-Feb-2026

(b) Based on actual transactions above Rs. 50 mn reported up to 4.00 PM

(c) Updated at 8.00 AM