

# Daily Economic Indicators 09 February 2026



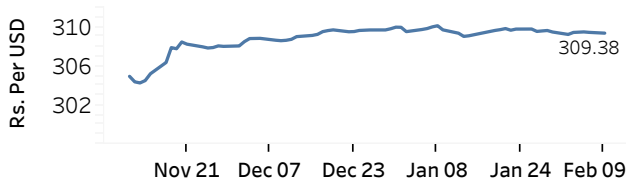
Central Bank of Sri Lanka  
Statistics Department

Real GDP Growth: 2025 Q3 5.4% NCPI Y-o-Y Change: December 2025 2.9% CCPI Y-o-Y Change: January 2026 2.3%

## Exchange Rates

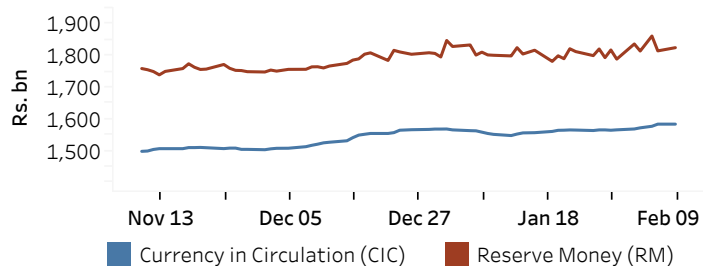
	TT Buying <sup>(a)</sup> (Rs. Per Unit)	TT Selling <sup>(a)</sup> (Rs. Per Unit)
09-Feb-26		
USD	305.7260	313.2618
GBP	414.5510	427.4013
EUR	360.0515	371.6656
JPY	1.9418	2.0076

### Indicative Rate of the USD/LKR Spot Exchange Rate



## Currency and Reserve Money

	(Rs.mn) 06-Feb-26	09-Feb-26
Currency in Circulation	1,584,503.40	1,584,501.57
Reserve Money	1,815,681.19	1,825,821.51



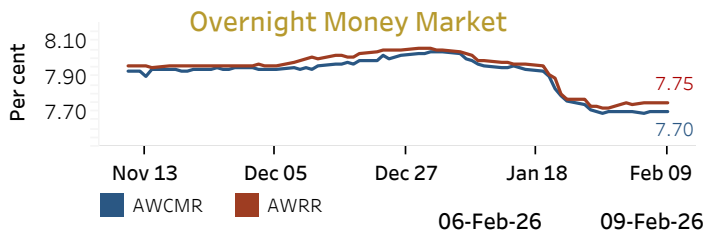
Source: Central Bank of Sri Lanka

## Money Market

Policy Rate (OPR): 7.75%

SRR: 2.00%

Weekly AWPR: 9.32%



Overnight Liquidity (Rs. bn)	275.19	278.20
------------------------------	--------	--------

Source: Central Bank of Sri Lanka

## Yield Rates of T-Bills

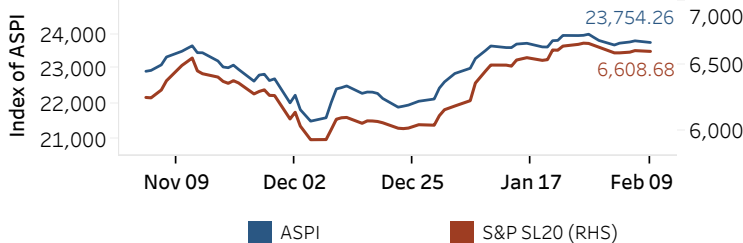
(per cent)

	Primary Market 03-Feb-26	Secondary Market 09-Feb-26 <sup>(b)</sup>
91 Day	7.80	-
182 Day	8.17	8.12
364 Day	8.33	8.22

Source: Ministry of Finance, Planning and Economic Development

## Share Market

### ASPI and S&P SL 20



### 09-Feb-26

Daily Turnover (Rs. mn)	6,313.14
Market Capitalization (Rs. bn)	8,475.61
PE Ratio	11.27

### Foreign Purchases and Sales

(Rs. mn)

Foreign Purchases	246.31
Foreign Sales	1,652.76

Source: Colombo Stock Exchange

## Energy

CPC Local Prices (LKR per Litre): Petrol (92 octane): 292.00

Auto Diesel: 277.00

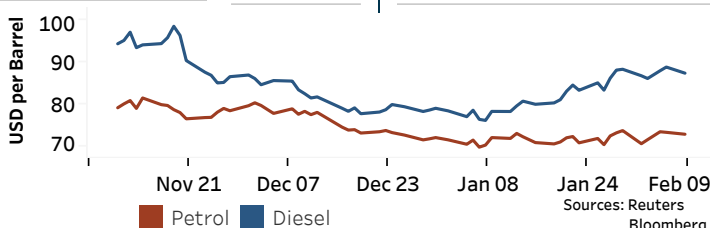
Kerosene: 182.00

### Global Petroleum Products

Crude Oil (USD per Barrel)

Refined (Singapore Platts)

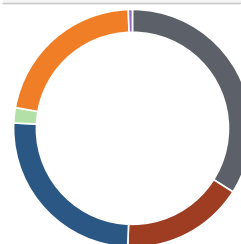
10-Feb-26 <sup>(c)</sup>			06-Feb-26			09-Feb-26		
Brent	WTI	OPEC	Petrol	Diesel	Kerosene	Petrol	Diesel	Kerosene
69.02	64.32	67.49	72.80	87.45	86.61			



Sources: Reuters  
Bloomberg

### Electricity Generation

	08-Feb-26	09-Feb-26
Total Energy (GWh)	45.74	52.59
Peak Demand (MW)	2,521.50	2,843.50



34.0	Thermal Coal
16.7	Thermal Oil
25.1	Hydro
2.1	Wind
21.6	Solar
0.6	Biomass

Source: Ceylon Electricity Board

(a) The average buying and selling exchange rates are calculated based on the quotes provided at 9.30 AM on daily basis for Telegraphic Transfers (TT) for designated foreign currencies by the selected Licensed Banks

(b) Based on actual transactions above Rs. 50 mn reported up to 4.00 PM

(c) Updated at 8.00 AM

Published on 10-Feb-2026