

Daily Economic Indicators 06 February 2026



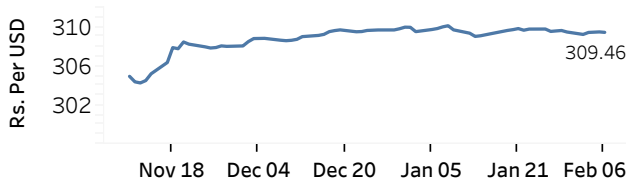
Central Bank of Sri Lanka
Statistics Department

Real GDP Growth: 2025 Q3 5.4% NCPI Y-o-Y Change: December 2025 2.9% CCPI Y-o-Y Change: January 2026 2.3%

Exchange Rates

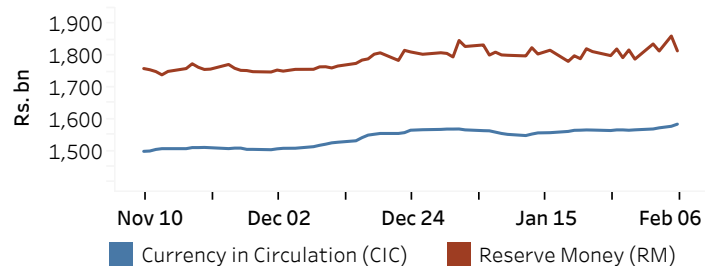
| | TT Buying ^(a) (Rs. Per Unit) | TT Selling ^(a) (Rs. Per Unit) |
|-----------|--|---|
| 06-Feb-26 | | |
| USD | 305.6576 | 313.1934 |
| GBP | 412.6720 | 425.4785 |
| EUR | 358.9215 | 370.5412 |
| JPY | 1.9425 | 2.0082 |

Indicative Rate of the USD/LKR Spot Exchange Rate



Currency and Reserve Money

| | (Rs.mn) 05-Feb-26 | 06-Feb-26 |
|-------------------------|----------------------|--------------|
| Currency in Circulation | 1,577,733.05 | 1,584,503.40 |
| Reserve Money | 1,862,560.89 | 1,815,681.19 |



Source: Central Bank of Sri Lanka

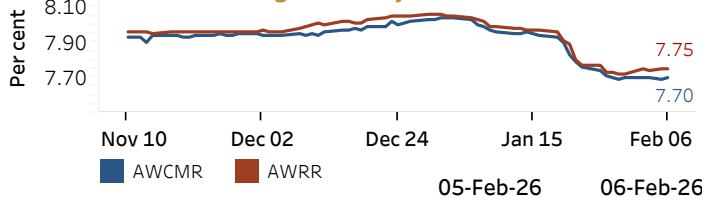
Money Market

Policy Rate (OPR): 7.75%

SRR: 2.00%

Weekly AWPR: 9.32%

Overnight Money Market



| | | |
|------------------------------|--------|--------|
| Overnight Liquidity (Rs. bn) | 219.15 | 275.19 |
|------------------------------|--------|--------|

Source: Central Bank of Sri Lanka

Yield Rates of T-Bills

(per cent)

| | Primary Market 03-Feb-26 | Secondary Market 06-Feb-26 ^(b) |
|---------|-----------------------------|--|
| 91 Day | 7.80 | 7.75 |
| 182 Day | 8.17 | 8.13 |
| 364 Day | 8.33 | - |

Source: Ministry of Finance, Planning and Economic Development

Share Market

ASPI and S&P SL 20



06-Feb-26

| | |
|--------------------------------|----------|
| Daily Turnover (Rs. mn) | 9,091.03 |
| Market Capitalization (Rs. bn) | 8,482.08 |
| PE Ratio | 11.28 |

Foreign Purchases and Sales

(Rs. mn)

| | |
|-------------------|----------|
| Foreign Purchases | 211.23 |
| Foreign Sales | 2,506.47 |

Source: Colombo Stock Exchange

Energy

CPC Local Prices (LKR per Litre): Petrol (92 octane): 292.00

Auto Diesel: 277.00

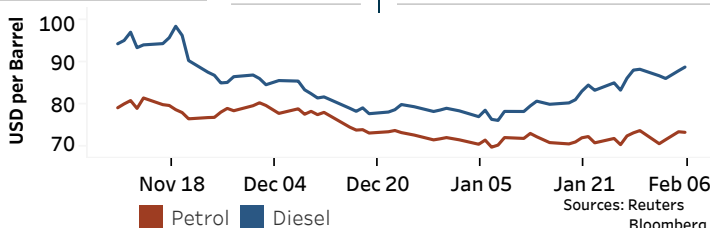
Kerosene: 182.00

Global Petroleum Products

Crude Oil (USD per Barrel)

Refined (Singapore Platts)

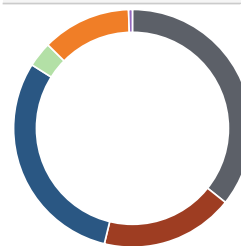
| 09-Feb-26 ^(c) | | | 05-Feb-26 | | | 06-Feb-26 | | |
|--------------------------|-------|-------|-----------|--|--|-----------|--------|----------|
| Brent | WTI | OPEC | | | | Petrol | Diesel | Kerosene |
| 67.54 | 63.11 | 67.00 | | | | 73.26 | 88.92 | 87.86 |



Sources: Reuters
Bloomberg

Electricity Generation

| | 05-Feb-26 | 06-Feb-26 |
|--------------------|-----------|-----------|
| Total Energy (GWh) | 51.39 | 51.41 |
| Peak Demand (MW) | 2,711.70 | 2,649.00 |



| Per cent | |
|----------|--------------|
| 35.7 | Thermal Coal |
| 18.1 | Thermal Oil |
| 30.2 | Hydro |
| 3.4 | Wind |
| 12.1 | Solar |
| 0.5 | Biomass |

Source: Ceylon Electricity Board

(a) The average buying and selling exchange rates are calculated based on the quotes provided at 9.30 AM on daily basis for Telegraphic Transfers (TT) for designated foreign currencies by the selected Licensed Banks

(b) Based on actual transactions above Rs. 50 mn reported up to 4.00 PM

(c) Updated at 8.00 AM

Published on 09-Feb-2026