

Daily Economic Indicators 05 February 2026



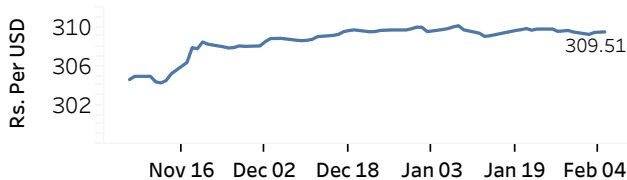
Central Bank of Sri Lanka
Statistics Department

Real GDP Growth: 2025 Q3 5.4% NCPI Y-o-Y Change: December 2025 2.9% CCPI Y-o-Y Change: January 2026 2.3%

Exchange Rates

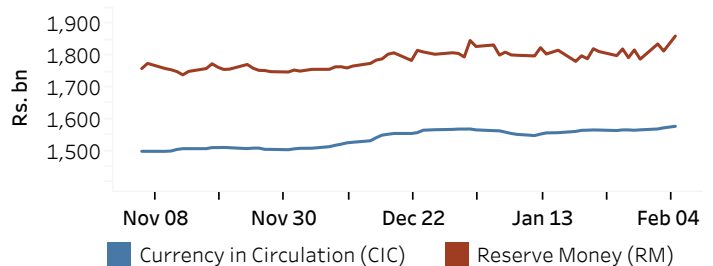
	TT Buying ^(a) (Rs. Per Unit)	TT Selling ^(a) (Rs. Per Unit)
05-Feb-26		
USD	305.7890	313.3251
GBP	415.4473	428.3005
EUR	359.1439	370.7976
JPY	1.9418	2.0075

Indicative Rate of the USD/LKR Spot Exchange Rate



Currency and Reserve Money

	(Rs.mn) 03-Feb-26	05-Feb-26
Currency in Circulation	1,572,823.47	1,577,733.05
Reserve Money	1,815,203.90	1,862,560.89



Source: Central Bank of Sri Lanka

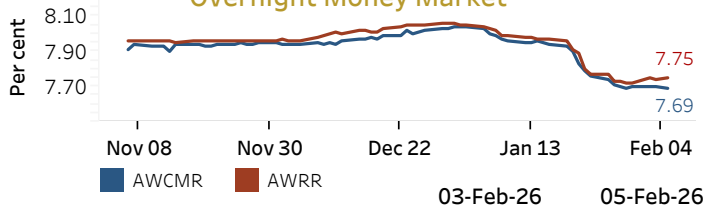
Money Market

Policy Rate (OPR): 7.75%

SRR: 2.00%

Weekly AWPR: 8.88%

Overnight Money Market



Overnight Liquidity (Rs. bn)	266.13	219.15
------------------------------	--------	--------

Source: Central Bank of Sri Lanka

Yield Rates of T-Bills

(per cent)

	Primary Market 03-Feb-26	Secondary Market 05-Feb-26 ^(b)
91 Day	7.80	7.79
182 Day	8.17	8.14
364 Day	8.33	-

Source: Ministry of Finance, Planning and Economic Development

Share Market

ASPI and S&P SL 20



05-Feb-26

Daily Turnover (Rs. mn)	11,114.09
Market Capitalization (Rs. bn)	8,482.84
PE Ratio	11.28

Foreign Purchases and Sales

(Rs. mn)

Foreign Purchases	4,223.23
Foreign Sales	5,254.15

Source: Colombo Stock Exchange

Energy

CPC Local Prices (LKR per Litre): Petrol (92 octane): 292.00

Auto Diesel: 277.00

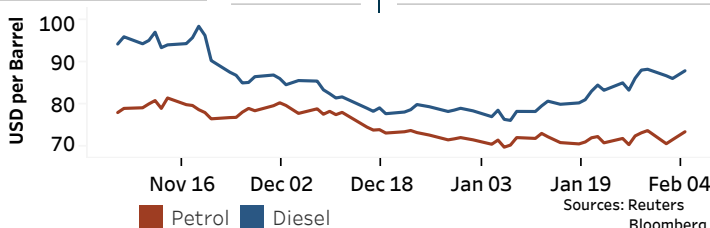
Kerosene: 182.00

Global Petroleum Products

Crude Oil (USD per Barrel)

Refined (Singapore Platts)

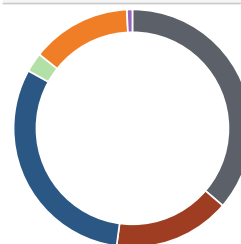
Crude Oil			Refined		
Brent	WTI	OPEC	Petrol	Diesel	Kerosene
67.63	63.38	66.25	73.40	88.03	87.15



Sources: Reuters Bloomberg

Electricity Generation

	04-Feb-26	05-Feb-26
Total Energy (GWh)	45.39	51.39
Peak Demand (MW)	2,380.40	2,711.70



Per cent	
36.3	Thermal Coal
15.9	Thermal Oil
30.9	Hydro
2.6	Wind
13.6	Solar
0.7	Biomass

Source: Ceylon Electricity Board

(a) The average buying and selling exchange rates are calculated based on the quotes provided at 9.30 AM on daily basis for Telegraphic Transfers (TT) for designated foreign currencies by the selected Licensed Banks

(b) Based on actual transactions above Rs. 50 mn reported up to 4.00 PM

(c) Updated at 8.00 AM

Published on 06-Feb-2026