

Daily Economic Indicators 02 February 2026



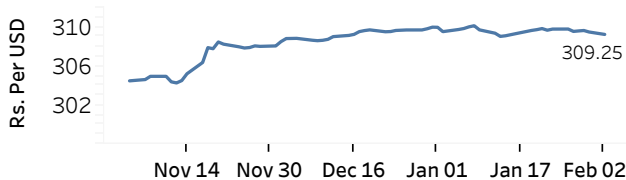
Central Bank of Sri Lanka
Statistics Department

Real GDP Growth: 2025 Q3 5.4% NCPI Y-o-Y Change: December 2025 2.9% CCPI Y-o-Y Change: January 2026 2.3%

Exchange Rates

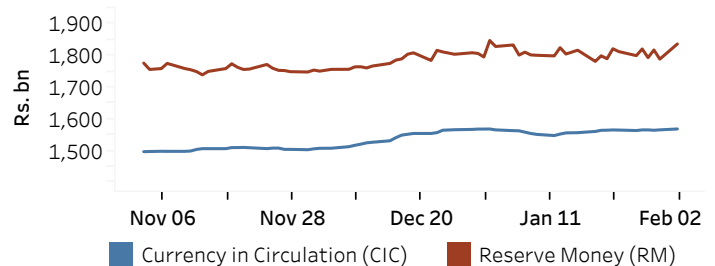
	TT Buying ^(a) (Rs. Per Unit)	TT Selling ^(a) (Rs. Per Unit)
02-Feb-26		
USD	305.5893	313.1248
GBP	417.0717	429.8422
EUR	361.2808	372.9724
JPY	1.9635	2.0298

Indicative Rate of the USD/LKR Spot Exchange Rate



Currency and Reserve Money

	(Rs.mn) 30-Jan-26	02-Feb-26
Currency in Circulation	1,566,491.10	1,569,225.44
Reserve Money	1,789,660.34	1,837,536.53



Source: Central Bank of Sri Lanka

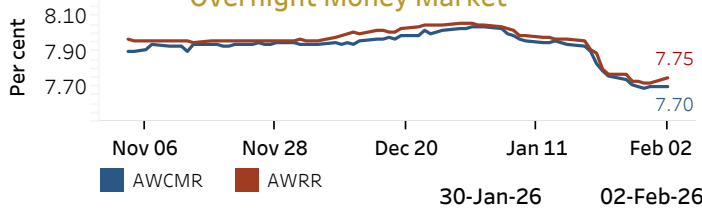
Money Market

Policy Rate (OPR): 7.75%

SRR: 2.00%

Weekly AWPR: 8.88%

Overnight Money Market



Overnight Liquidity (Rs. bn)	233.13	212.55
------------------------------	--------	--------

Source: Central Bank of Sri Lanka

Yield Rates of T-Bills

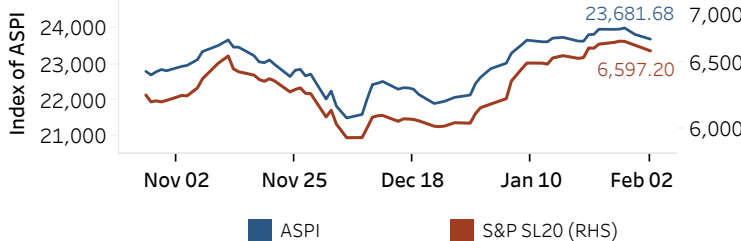
(per cent)

	Primary Market 28-Jan-26	Secondary Market 02-Feb-26 ^(b)
91 Day	7.84	-
182 Day	8.26	8.20
364 Day	8.36	-

Source: Ministry of Finance, Planning and Economic Development

Share Market

ASPI and S&P SL 20



02-Feb-26

Daily Turnover (Rs. mn)	5,164.53
Market Capitalization (Rs. bn)	8,454.03
PE Ratio	11.24

Foreign Purchases and Sales

(Rs. mn)

Foreign Purchases	82.04
Foreign Sales	453.06

Source: Colombo Stock Exchange

Energy

CPC Local Prices (LKR per Litre): Petrol (92 octane): 292.00

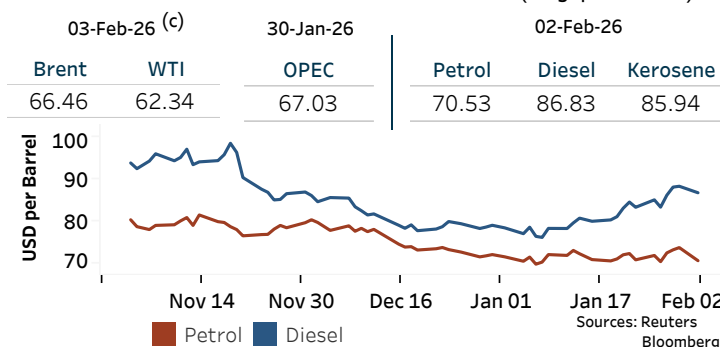
Auto Diesel: 277.00

Kerosene: 182.00

Global Petroleum Products

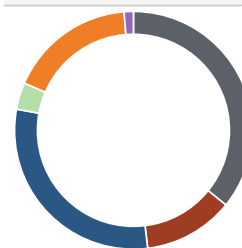
Crude Oil (USD per Barrel)

Refined (Singapore Platts)



Electricity Generation

	01-Feb-26	02-Feb-26
Total Energy (GWh)	45.78	52.31
Peak Demand (MW)	2,394.20	2,769.70



Per cent	
35.8	Thermal Coal
12.3	Thermal Oil
29.8	Hydro
3.6	Wind
17.3	Solar
1.2	Biomass

Source: Ceylon Electricity Board

(a) The average buying and selling exchange rates are calculated based on the quotes provided at 9.30 AM on daily basis for Telegraphic Transfers (TT) for designated foreign currencies by the selected Licensed Banks

(b) Based on actual transactions above Rs. 50 mn reported up to 4.00 PM

(c) Updated at 8.00 AM

Published on 03-Feb-2026