

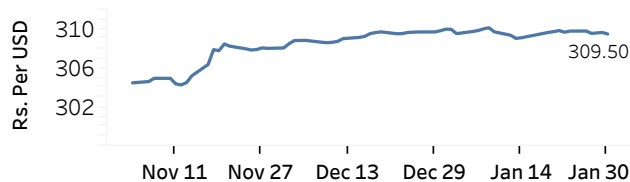


Real GDP Growth: 2025 Q3 5.4% NCPI Y-o-Y Change: December 2025 2.9% CCPI Y-o-Y Change: January 2026 2.3%

Exchange Rates

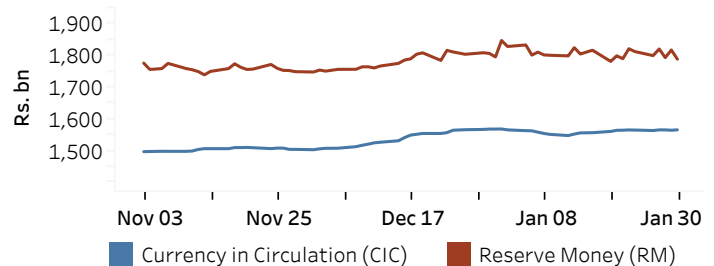
	TT Buying ^(a) (Rs. Per Unit)	TT Selling ^(a) (Rs. Per Unit)
30-Jan-26		
USD	305.6681	313.2039
GBP	419.1400	432.0919
EUR	362.8826	374.5913
JPY	1.9799	2.0464

Indicative Rate of the USD/LKR Spot Exchange Rate



Currency and Reserve Money

	(Rs.mn) 29-Jan-26	30-Jan-26
Currency in Circulation	1,565,239.10	1,566,491.10
Reserve Money	1,818,595.54	1,789,660.34



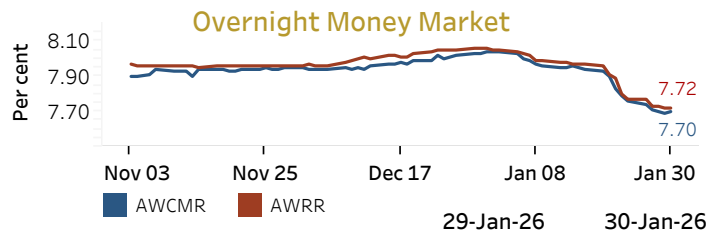
Source: Central Bank of Sri Lanka

Money Market

Policy Rate (OPR): 7.75%

SRR: 2.00%

Weekly AWPR: 8.88%



Overnight Liquidity (Rs. bn)	194.26	233.13
------------------------------	--------	--------

Source: Central Bank of Sri Lanka

Yield Rates of T-Bills

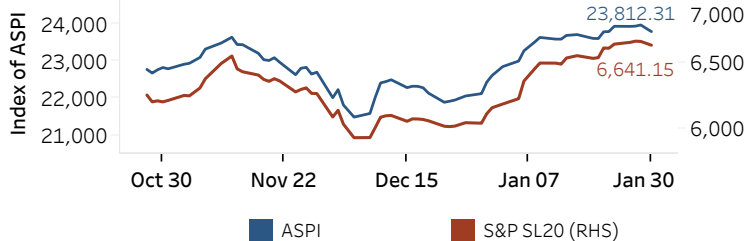
(per cent)

	Primary Market 28-Jan-26	Secondary Market 30-Jan-26 ^(b)
91 Day	7.84	7.70
182 Day	8.26	8.23
364 Day	8.36	8.29

Source: Ministry of Finance, Planning and Economic Development

Share Market

ASPI and S&P SL 20



30-Jan-26

Daily Turnover (Rs. mn)	9,192.23
Market Capitalization (Rs. bn)	8,498.37
PE Ratio	11.30

Foreign Purchases and Sales

(Rs. mn)

Foreign Purchases	152.47
Foreign Sales	1,864.78

Source: Colombo Stock Exchange

Energy

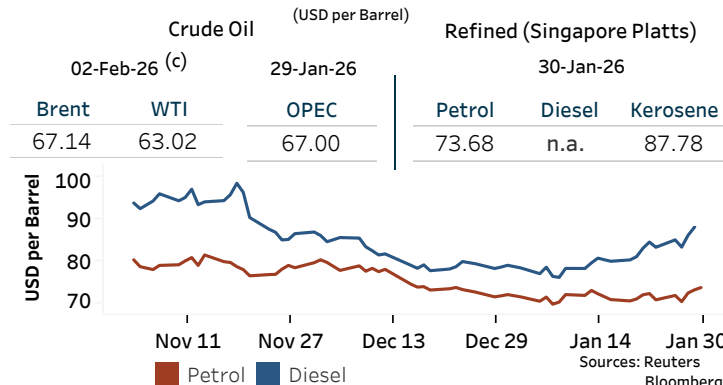
CPC Local Prices (LKR per Litre): Petrol (92 octane): 294.00

Auto Diesel: 279.00

Kerosene: 182.00

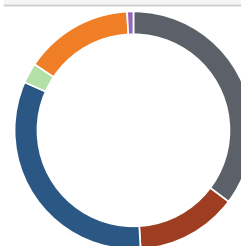
Global Petroleum Products

(USD per Barrel)



Electricity Generation

	29-Jan-26	30-Jan-26
Total Energy (GWh)	55.23	54.57
Peak Demand (MW)	2,809.90	2,722.40



Source: Ceylon Electricity Board

(a) The average buying and selling exchange rates are calculated based on the quotes provided at 9.30 AM on daily basis for Telegraphic Transfers (TT) for designated foreign currencies by the selected Licensed Banks

Published on 02-Feb-2026

(b) Based on actual transactions above Rs. 50 mn reported up to 4.00 PM

(c) Updated at 8.00 AM

n.a. - not available