

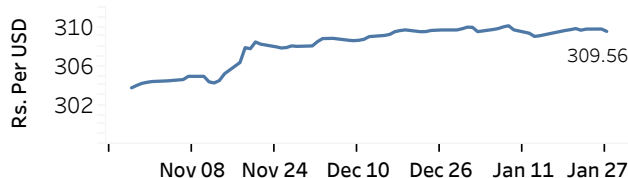


Real GDP Growth: 2025 Q3 5.4% NCPI Y-o-Y Change: December 2025 2.9% CCPI Y-o-Y Change: December 2025 2.1%

## Exchange Rates

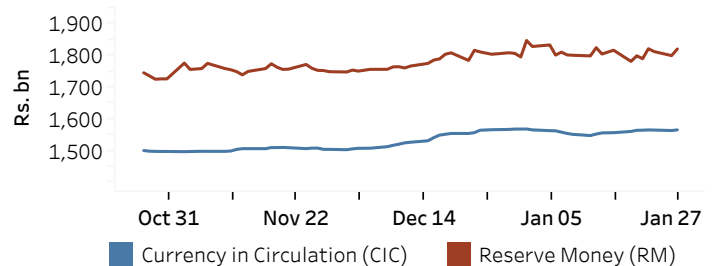
	TT Buying <sup>(a)</sup> (Rs. Per Unit)	TT Selling <sup>(a)</sup> (Rs. Per Unit)
27-Jan-26		
USD	305.8337	313.3699
GBP	417.4227	430.3125
EUR	362.2875	373.8807
JPY	1.9750	2.0414

## Indicative Rate of the USD/LKR Spot Exchange Rate



## Currency and Reserve Money

	(Rs.mn) 26-Jan-26	27-Jan-26
Currency in Circulation	1,564,331.33	1,566,317.76
Reserve Money	1,800,740.86	1,821,738.29



Source: Central Bank of Sri Lanka

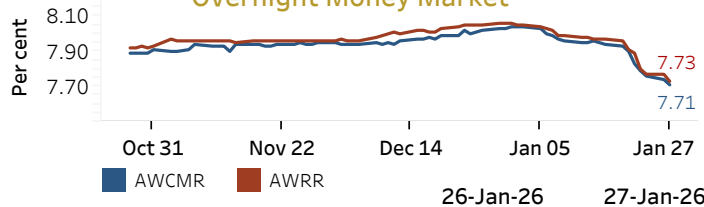
## Money Market

Policy Rate (OPR): 7.75%

SRR: 2.00%

Weekly AWPR: 8.90%

## Overnight Money Market



Overnight Liquidity (Rs. bn)	169.74	163.50
------------------------------	--------	--------

Source: Central Bank of Sri Lanka

## Yield Rates of T-Bills

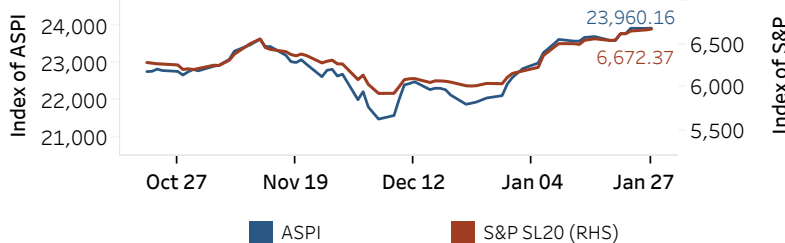
(per cent)

	Primary Market 21-Jan-26	Secondary Market 27-Jan-26 <sup>(b)</sup>
91 Day	7.93	7.78
182 Day	8.36	8.16
364 Day	8.47	8.37

Source: Ministry of Finance, Planning and Economic Development

## Share Market

## ASPI and S&amp;P SL 20



## 27-Jan-26

Daily Turnover (Rs. mn)	5,206.67
Market Capitalization (Rs. bn)	8,543.02
PE Ratio	11.36

## Foreign Purchases and Sales

(Rs. mn)

Foreign Purchases	64.33
Foreign Sales	192.55

Source: Colombo Stock Exchange

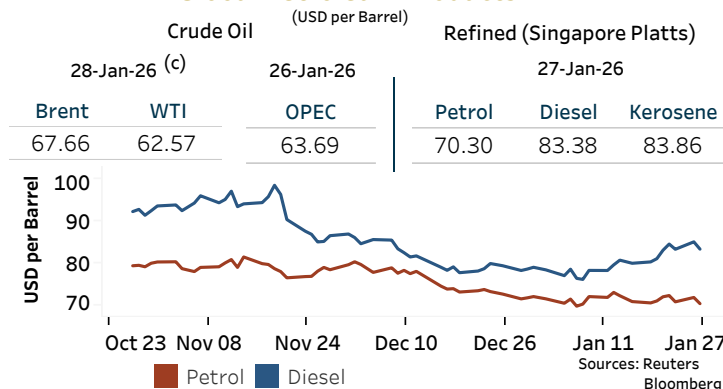
## Energy

CPC Local Prices (LKR per Litre): Petrol (92 octane): 294.00

Auto Diesel: 279.00

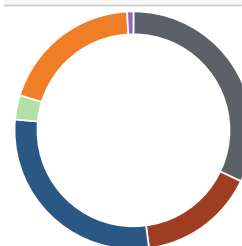
Kerosene: 182.00

## Global Petroleum Products



## Electricity Generation

	26-Jan-26	27-Jan-26
Total Energy (GWh)	53.61	54.56
Peak Demand (MW)	2,866.60	2,881.00



Source: Ceylon Electricity Board

(a) The average buying and selling exchange rates are calculated based on the quotes provided at 9.30 AM on daily basis for Telegraphic Transfers (TT) for designated foreign currencies by the selected Licensed Banks

(b) Based on actual transactions above Rs. 50 mn reported up to 4.00 PM

(c) Updated at 8.00 AM

Published on 28-Jan-2026