

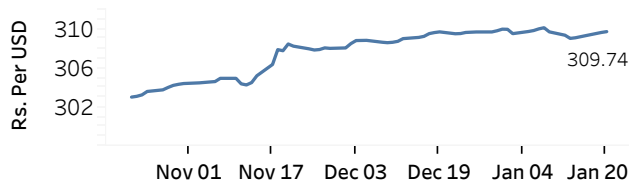


Real GDP Growth: 2025 Q3 5.4% NCPI Y-o-Y Change: November 2025 2.4% CCPI Y-o-Y Change: December 2025 2.1%

Exchange Rates

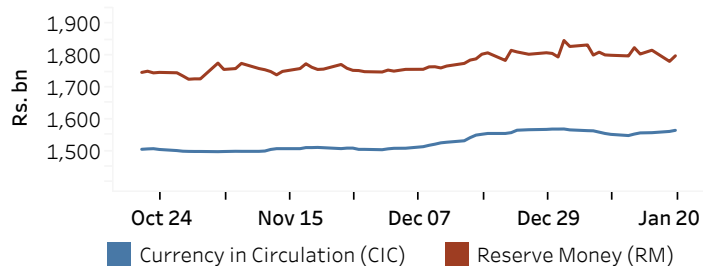
	TT Buying ^(a) (Rs. Per Unit)	TT Selling ^(a) (Rs. Per Unit)
20-Jan-26		
USD	305.9544	313.4913
GBP	409.5492	422.3280
EUR	355.1419	366.5860
JPY	1.9295	1.9947

Indicative Rate of the USD/LKR Spot Exchange Rate



Currency and Reserve Money

	(Rs.mn) 19-Jan-26	20-Jan-26
Currency in Circulation	1,561,487.32	1,565,003.21
Reserve Money	1,782,540.42	1,800,155.79



Source: Central Bank of Sri Lanka

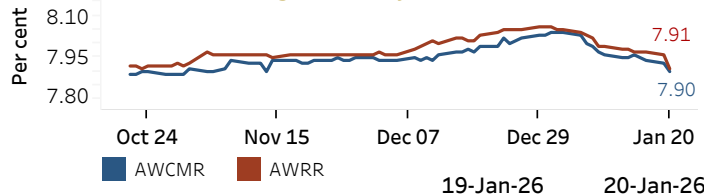
Money Market

Policy Rate (OPR): 7.75%

SRR: 2.00%

Weekly AWPR: 8.98%

Overnight Money Market



Overnight Liquidity (Rs. bn)	196.08	200.77
------------------------------	--------	--------

Source: Central Bank of Sri Lanka

Yield Rates of T-Bills

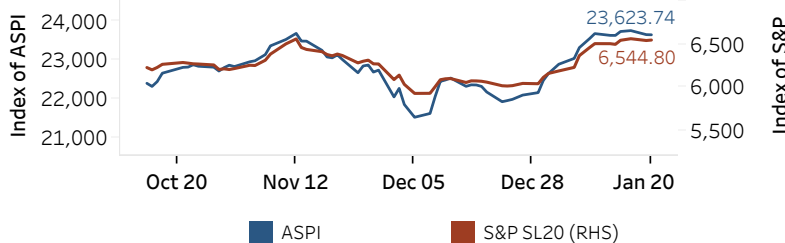
(per cent)

	Primary Market 13-Jan-26	Secondary Market 20-Jan-26 ^(b)
91 Day	7.95	-
182 Day	8.44	-
364 Day	8.48	-

Source: Ministry of Finance, Planning and Economic Development

Share Market

ASPI and S&P SL 20



20-Jan-26

Daily Turnover (Rs. mn)	5,166.83
Market Capitalization (Rs. bn)	8,427.38
PE Ratio	11.21

Foreign Purchases and Sales

(Rs. mn)

Foreign Purchases	64.25
Foreign Sales	155.24

Source: Colombo Stock Exchange

Energy

CPC Local Prices (LKR per Litre): Petrol (92 octane): 294.00

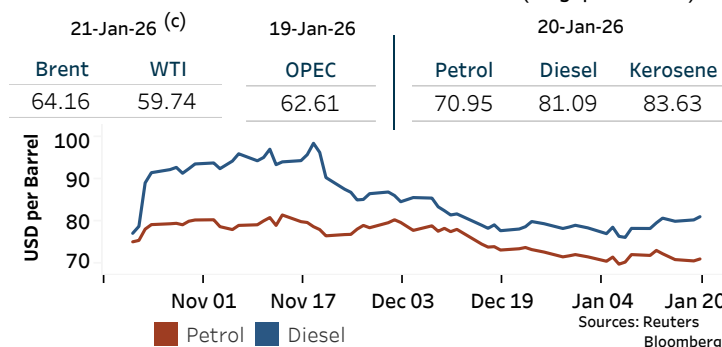
Auto Diesel: 279.00

Kerosene: 182.00

Global Petroleum Products

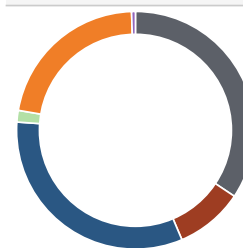
Crude Oil (USD per Barrel)

Refined (Singapore Platts)



Electricity Generation

	19-Jan-26	20-Jan-26
Total Energy (GWh)	50.33	51.32
Peak Demand (MW)	2,678.00	2,692.70



Source: Ceylon Electricity Board

(a) The average buying and selling exchange rates are calculated based on the quotes provided at 9.30 AM on daily basis for Telegraphic Transfers (TT) for designated foreign currencies by the selected Licensed Banks

(b) Based on actual transactions above Rs. 50 mn reported up to 4.00 PM

(c) Updated at 8.00 AM

Published on 21-Jan-2026