

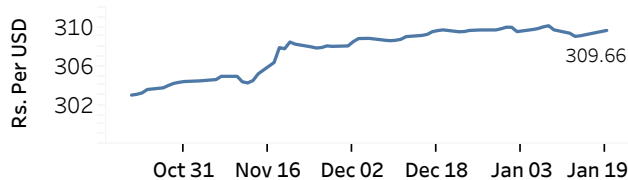


Real GDP Growth: 2025 Q3 5.4% NCPI Y-o-Y Change: November 2025 2.4% CCPI Y-o-Y Change: December 2025 2.1%

Exchange Rates

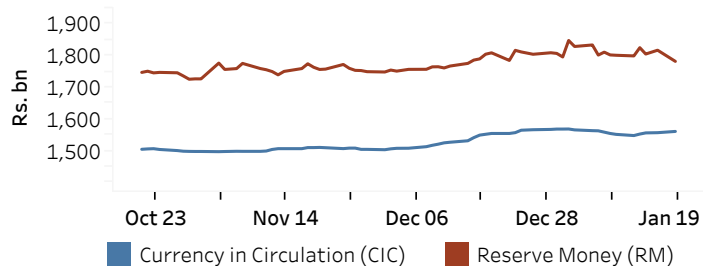
	TT Buying ^(a) (Rs. Per Unit)	TT Selling ^(a) (Rs. Per Unit)
19-Jan-26		
USD	305.9570	313.4940
GBP	408.3288	421.0614
EUR	354.2118	365.7343
JPY	1.9313	1.9965

Indicative Rate of the USD/LKR Spot Exchange Rate



Currency and Reserve Money

	(Rs.mn) 16-Jan-26	19-Jan-26
Currency in Circulation	1,557,531.95	1,561,487.32
Reserve Money	1,817,798.83	1,782,540.42



Source: Central Bank of Sri Lanka

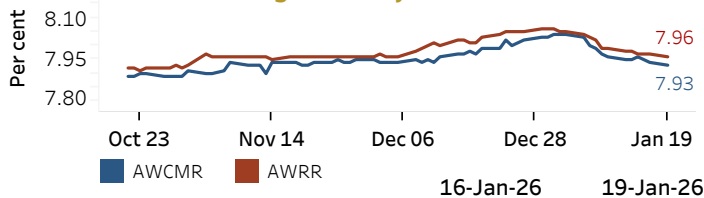
Money Market

Policy Rate (OPR): 7.75%

SRR: 2.00%

Weekly AWPR: 8.98%

Overnight Money Market



Overnight Liquidity (Rs. bn) 160.19 196.08

Source: Central Bank of Sri Lanka

Yield Rates of T-Bills

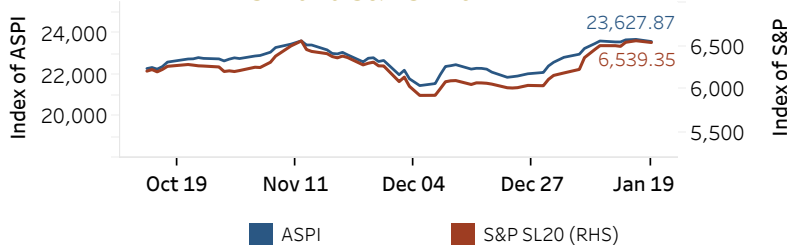
(per cent)

	Primary Market 13-Jan-26	Secondary Market 19-Jan-26 ^(b)
91 Day	7.95	-
182 Day	8.44	8.38
364 Day	8.48	-

Source: Ministry of Finance, Planning and Economic Development

Share Market

ASPI and S&P SL 20



19-Jan-26

Daily Turnover (Rs. mn)	4,686.34
Market Capitalization (Rs. bn)	8,427.21
PE Ratio	11.21

Foreign Purchases and Sales

(Rs. mn)

Foreign Purchases	79.52
Foreign Sales	777.41

Source: Colombo Stock Exchange

Energy

CPC Local Prices (LKR per Litre): Petrol (92 octane): 294.00

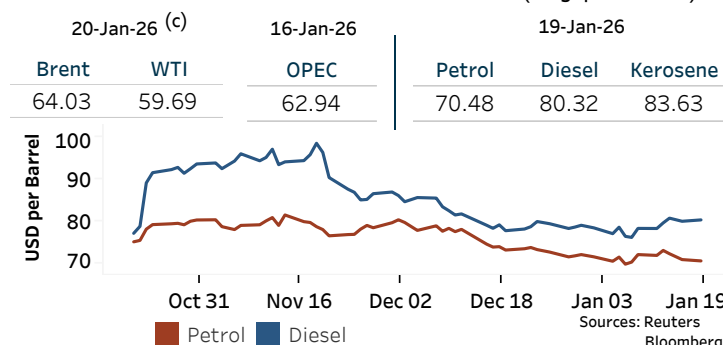
Auto Diesel: 279.00

Kerosene: 182.00

Global Petroleum Products

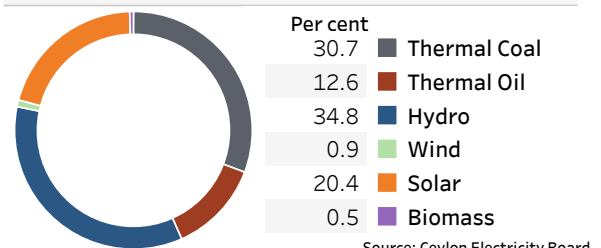
Crude Oil (USD per Barrel)

Refined (Singapore Platts)



Electricity Generation

	18-Jan-26	19-Jan-26
Total Energy (GWh)	44.53	50.33
Peak Demand (MW)	2,359.50	2,678.00



Source: Ceylon Electricity Board

(a) The average buying and selling exchange rates are calculated based on the quotes provided at 9.30 AM on daily basis for Telegraphic Transfers (TT) for designated foreign currencies by the selected Licensed Banks

(b) Based on actual transactions above Rs. 50 mn reported up to 4.00 PM

(c) Updated at 8.00 AM

Published on 20-Jan-2026