

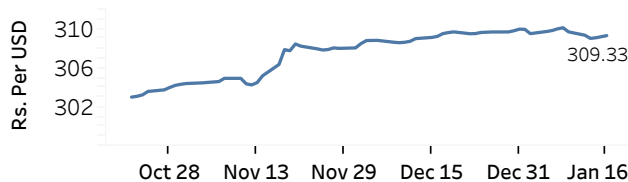


Real GDP Growth: 2025 Q3 5.4% NCPI Y-o-Y Change: November 2025 2.4% CCPI Y-o-Y Change: December 2025 2.1%

Exchange Rates

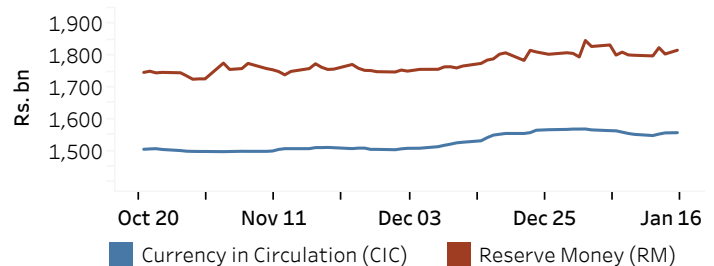
	TT Buying ^(a) (Rs. Per Unit)	TT Selling ^(a) (Rs. Per Unit)
16-Jan-26		
USD	305.6708	313.2065
GBP	407.9243	420.6327
EUR	353.6656	365.0787
JPY	1.9237	1.9888

Indicative Rate of the USD/LKR Spot Exchange Rate



Currency and Reserve Money

	(Rs.mn) 14-Jan-26	16-Jan-26
Currency in Circulation	1,556,840.36	1,557,531.95
Reserve Money	1,805,765.29	1,817,798.83



Source: Central Bank of Sri Lanka

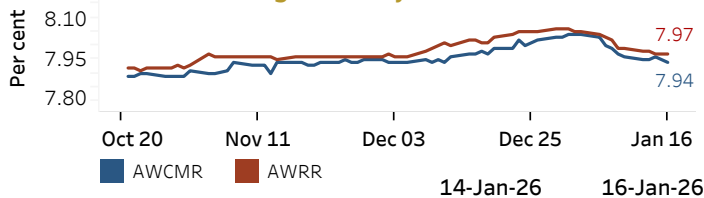
Money Market

Policy Rate (OPR): 7.75%

SRR: 2.00%

Weekly AWPR: 8.98%

Overnight Money Market



Overnight Liquidity (Rs. bn) 182.72 160.19

Source: Central Bank of Sri Lanka

Yield Rates of T-Bills

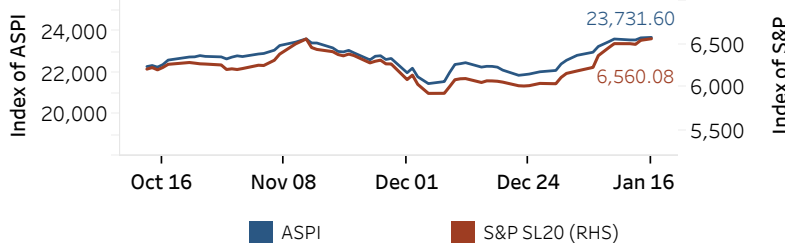
(per cent)

	Primary Market 13-Jan-26	Secondary Market 16-Jan-26 ^(b)
91 Day	7.95	7.92
182 Day	8.44	8.38
364 Day	8.48	-

Source: Ministry of Finance, Planning and Economic Development

Share Market

ASPI and S&P SL 20



16-Jan-26

Daily Turnover (Rs. mn)	4,729.22
Market Capitalization (Rs. bn)	8,467.43
PE Ratio	11.26

Foreign Purchases and Sales

(Rs. mn)

Foreign Purchases	176.03
Foreign Sales	110.74

Source: Colombo Stock Exchange

Energy

CPC Local Prices (LKR per Litre): Petrol (92 octane): 294.00

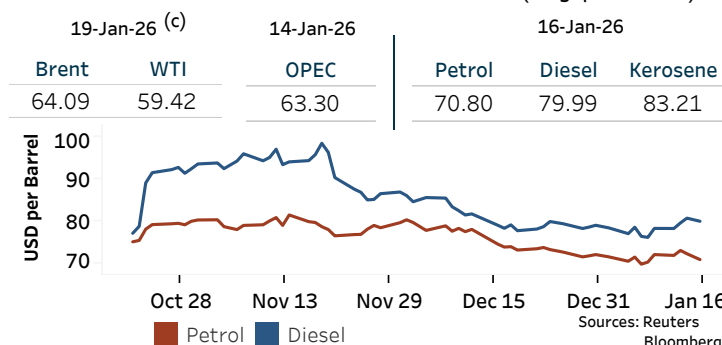
Auto Diesel: 279.00

Kerosene: 182.00

Global Petroleum Products

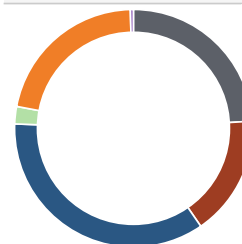
Crude Oil (USD per Barrel)

Refined (Singapore Platts)



Electricity Generation

	15-Jan-26	16-Jan-26
Total Energy (GWh)	48.35	48.92
Peak Demand (MW)	2,409.60	2,630.00



Source: Ceylon Electricity Board

(a) The average buying and selling exchange rates are calculated based on the quotes provided at 9.30 AM on daily basis for Telegraphic Transfers (TT) for designated foreign currencies by the selected Licensed Banks

(b) Based on actual transactions above Rs. 50 mn reported up to 4.00 PM

(c) Updated at 8.00 AM

Published on 19-Jan-2026