

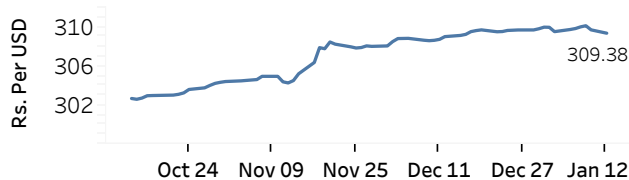


Real GDP Growth: 2025 Q3 5.4% NCPI Y-o-Y Change: November 2025 2.4% CCPI Y-o-Y Change: December 2025 2.1%

Exchange Rates

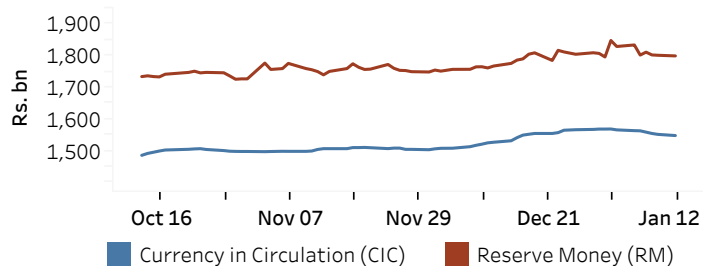
	TT Buying ^(a) (Rs. Per Unit)	TT Selling ^(a) (Rs. Per Unit)
12-Jan-26		
USD	305.5393	313.0748
GBP	408.9122	421.6451
EUR	354.8220	366.3596
JPY	1.9281	1.9926

Indicative Rate of the USD/LKR Spot Exchange Rate



Currency and Reserve Money

	(Rs.mn) 09-Jan-26	12-Jan-26
Currency in Circulation	1,552,218.48	1,548,468.53
Reserve Money	1,801,843.27	1,799,821.42



Source: Central Bank of Sri Lanka

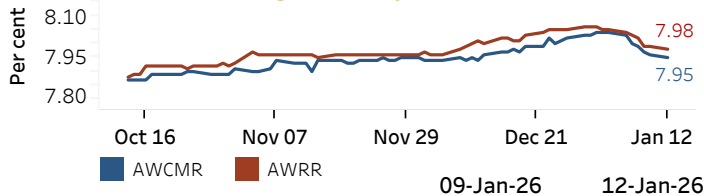
Money Market

Policy Rate (OPR): 7.75%

SRR: 2.00%

Weekly AWPR: 9.19%

Overnight Money Market



Yield Rates of T-Bills

(per cent)

	Primary Market 07-Jan-26	Secondary Market 12-Jan-26 ^(b)
--	-----------------------------	--

91 Day	7.88	-
182 Day	8.44	-
364 Day	8.47	-

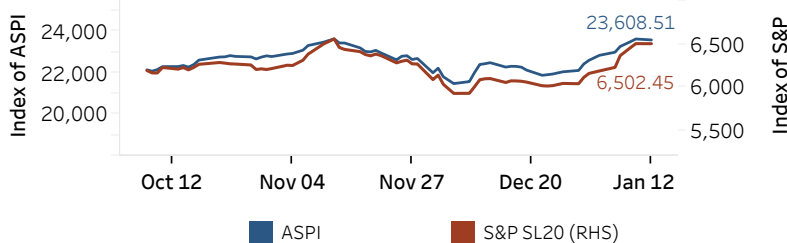
Overnight Liquidity (Rs. bn)	171.03	168.89
------------------------------	--------	--------

Source: Central Bank of Sri Lanka

Source: Ministry of Finance, Planning and Economic Development

Share Market

ASPI and S&P SL 20



12-Jan-26

Daily Turnover (Rs. mn)	5,211.61
Market Capitalization (Rs. bn)	8,418.55
PE Ratio	11.19

Foreign Purchases and Sales

(Rs. mn)

Foreign Purchases	240.98
Foreign Sales	276.41

Source: Colombo Stock Exchange

Energy

CPC Local Prices (LKR per Litre): Petrol (92 octane): 294.00

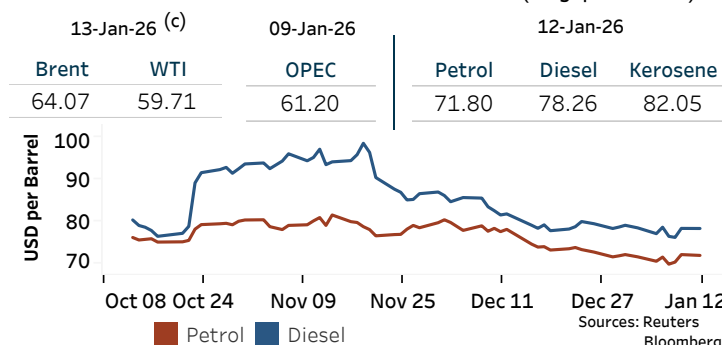
Auto Diesel: 279.00

Kerosene: 182.00

Global Petroleum Products

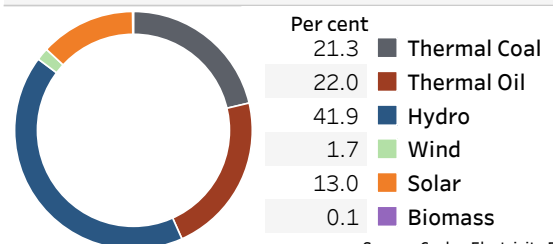
Crude Oil (USD per Barrel)

Refined (Singapore Platts)



Electricity Generation

	11-Jan-26	12-Jan-26
Total Energy (GWh)	46.15	51.61
Peak Demand (MW)	2,376.50	2,633.50



Source: Ceylon Electricity Board

(a) The average buying and selling exchange rates are calculated based on the quotes provided at 9.30 AM on daily basis for Telegraphic Transfers (TT) for designated foreign currencies by the selected Licensed Banks

(b) Based on actual transactions above Rs. 50 mn reported up to 4.00 PM

(c) Updated at 8.00 AM

Published on 13-Jan-2026