

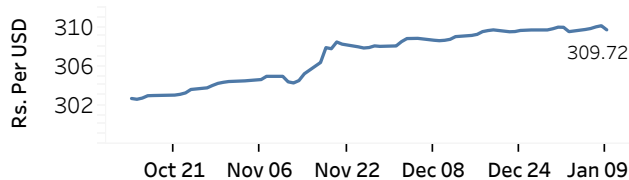


Real GDP Growth: 2025 Q3 5.4% NCPI Y-o-Y Change: November 2025 2.4% CCPI Y-o-Y Change: December 2025 2.1%

Exchange Rates

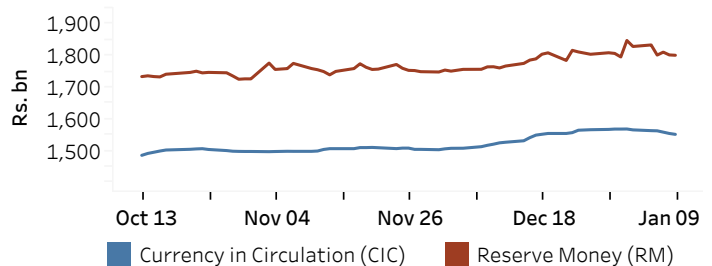
	TT Buying ^(a) (Rs. Per Unit)	TT Selling ^(a) (Rs. Per Unit)
09-Jan-26		
USD	305.6261	313.1618
GBP	409.1435	421.9462
EUR	354.9194	366.3708
JPY	1.9364	2.0030

Indicative Rate of the USD/LKR Spot Exchange Rate



Currency and Reserve Money

	(Rs.mn) 08-Jan-26	09-Jan-26
Currency in Circulation	1,555,063.26	1,552,218.48
Reserve Money	1,802,923.62	1,801,843.27



Source: Central Bank of Sri Lanka

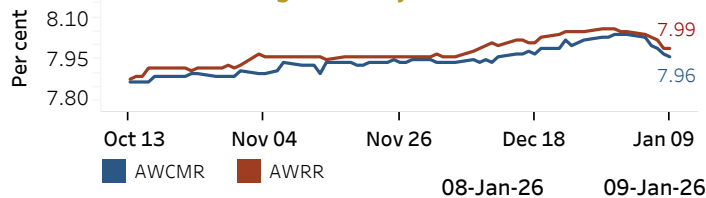
Money Market

Policy Rate (OPR): 7.75%

SRR: 2.00%

Weekly AWPR: 9.19%

Overnight Money Market



Overnight Liquidity (Rs. bn) 168.45 171.03

Source: Central Bank of Sri Lanka

Yield Rates of T-Bills

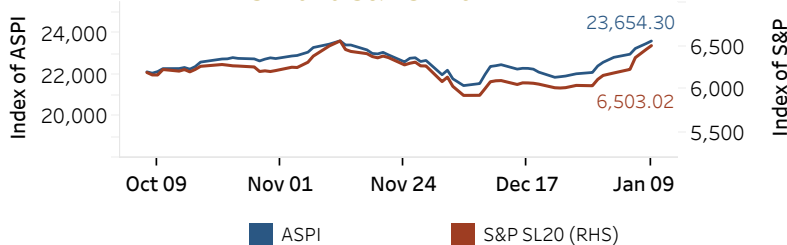
(per cent)

	Primary Market 07-Jan-26	Secondary Market 09-Jan-26 ^(b)
91 Day	7.88	7.71
182 Day	8.44	8.34
364 Day	8.47	8.30

Source: Ministry of Finance, Planning and Economic Development

Share Market

ASPI and S&P SL 20



09-Jan-26

Daily Turnover (Rs. mn)	8,549.00
Market Capitalization (Rs. bn)	8,425.32
PE Ratio	11.20

Foreign Purchases and Sales

(Rs. mn)

Foreign Purchases	123.24
Foreign Sales	131.80

Source: Colombo Stock Exchange

Energy

CPC Local Prices (LKR per Litre): Petrol (92 octane): 294.00

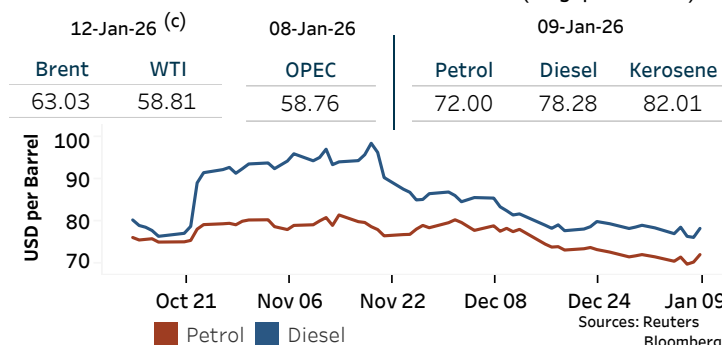
Auto Diesel: 279.00

Kerosene: 182.00

Global Petroleum Products

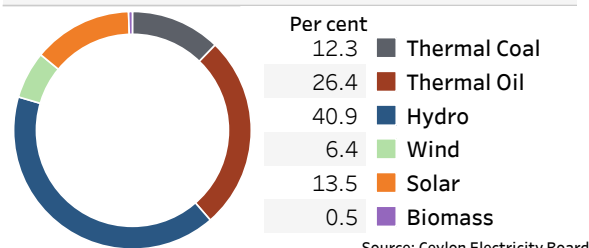
Crude Oil (USD per Barrel)

Refined (Singapore Platts)



Electricity Generation

	08-Jan-26	09-Jan-26
Total Energy (GWh)	49.49	51.43
Peak Demand (MW)	2,629.20	2,608.20



Source: Ceylon Electricity Board

(a) The average buying and selling exchange rates are calculated based on the quotes provided at 9.30 AM on daily basis for Telegraphic Transfers (TT) for designated foreign currencies by the selected Licensed Banks

(b) Based on actual transactions above Rs. 50 mn reported up to 4.00 PM

(c) Updated at 8.00 AM

Published on 12-Jan-2026