



Real GDP Growth: 2025 Q3 5.4% NCPI Y-o-Y Change: November 2025 2.4% CCPI Y-o-Y Change: December 2025 2.1%

## Exchange Rates

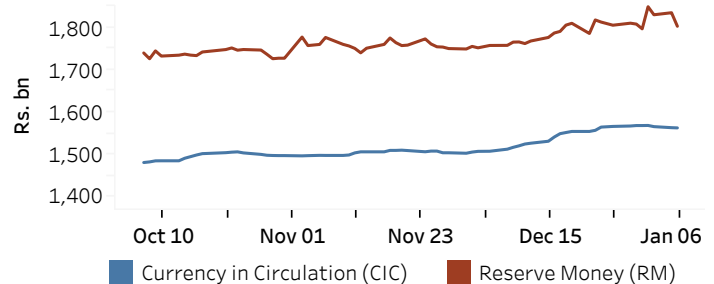
	TT Buying <sup>(a)</sup> (Rs. Per Unit)	TT Selling <sup>(a)</sup> (Rs. Per Unit)
06-Jan-26		
USD	306.2303	313.7680
GBP	413.6556	426.5196
EUR	358.0053	369.4984
JPY	1.9508	2.0168

## Indicative Rate of the USD/LKR Spot Exchange Rate



## Currency and Reserve Money

	(Rs.mn) 05-Jan-26	06-Jan-26
Currency in Circulation	1,563,945.15	1,563,410.40
Reserve Money	1,834,392.76	1,802,469.17



Source: Central Bank of Sri Lanka

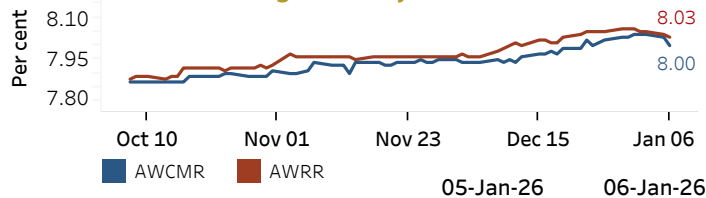
## Money Market

Policy Rate (OPR): 7.75%

SRR: 2.00%

Weekly AWPR: 9.07%

## Overnight Money Market



Overnight Liquidity (Rs. bn) 135.80 175.21

Source: Central Bank of Sri Lanka

## Yield Rates of T-Bills

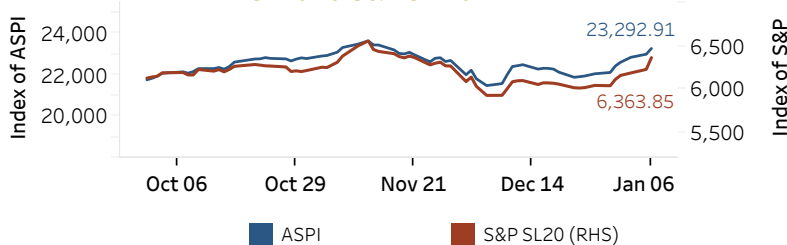
(per cent)

	Primary Market 31-Dec-25	Secondary Market 06-Jan-26 <sup>(b)</sup>
91 Day	7.74	7.90
182 Day	8.27	-
364 Day	8.45	-

Source: Ministry of Finance, Planning and Economic Development

## Share Market

## ASPI and S&amp;P SL 20



## 06-Jan-26

Daily Turnover (Rs. mn)	6,594.64
Market Capitalization (Rs. bn)	8,287.27
PE Ratio	11.02

## Foreign Purchases and Sales

(Rs. mn)

Foreign Purchases	125.54
Foreign Sales	133.52

Source: Colombo Stock Exchange

## Energy

CPC Local Prices (LKR per Litre): Petrol (92 octane): 294.00

Auto Diesel: 279.00

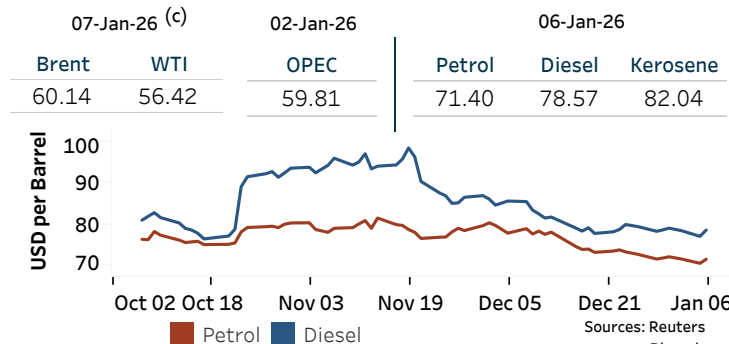
Kerosene: 182.00

## Global Petroleum Products

(USD per Barrel)

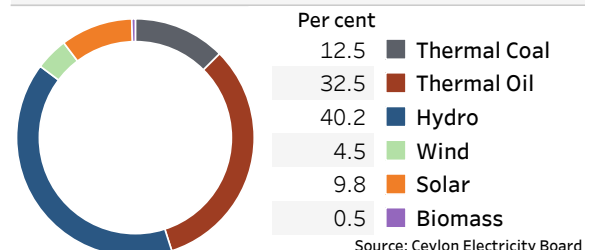
Crude Oil

Refined (Singapore Platts)

Sources: Reuters  
Bloomberg

## Electricity Generation

	05-Jan-26	06-Jan-26
Total Energy (GWh)	50.85	50.38
Peak Demand (MW)	2,698.00	2,691.50



Source: Ceylon Electricity Board

(a) The average buying and selling exchange rates are calculated based on the quotes provided at 9.30 AM on daily basis for Telegraphic Transfers (TT) for designated foreign currencies by the selected Licensed Banks

Published on 07-Jan-2026

(b) Based on actual transactions above Rs. 50 mn reported up to 4.00 PM

(c) Updated at 8.00 AM