



Real GDP Growth: 2025 Q3 5.4% NCPI Y-o-Y Change: November 2025 2.4% CCPI Y-o-Y Change: December 2025 2.1%

Exchange Rates

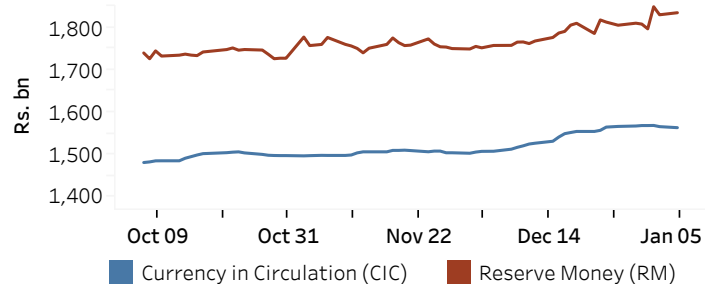
	TT Buying ^(a) (Rs. Per Unit)	TT Selling ^(a) (Rs. Per Unit)
05-Jan-26		
USD	306.1175	313.6282
GBP	409.7205	422.4878
EUR	356.3458	367.9245
JPY	1.9405	2.0062

Indicative Rate of the USD/LKR Spot Exchange Rate



Currency and Reserve Money

	(Rs.mn) 02-Jan-26	05-Jan-26
Currency in Circulation	1,566,395.05	1,563,945.15
Reserve Money	1,829,565.54	1,834,392.76



Source: Central Bank of Sri Lanka

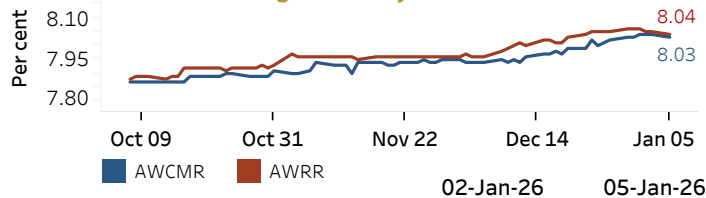
Money Market

Policy Rate (OPR): 7.75%

SRR: 2.00%

Weekly AWPR: 9.07%

Overnight Money Market



Yield Rates of T-Bills

(per cent)

	Primary Market 31-Dec-25	Secondary Market 05-Jan-26 ^(b)
--	-----------------------------	--

91 Day	7.74	-
182 Day	8.27	8.40
364 Day	8.45	-

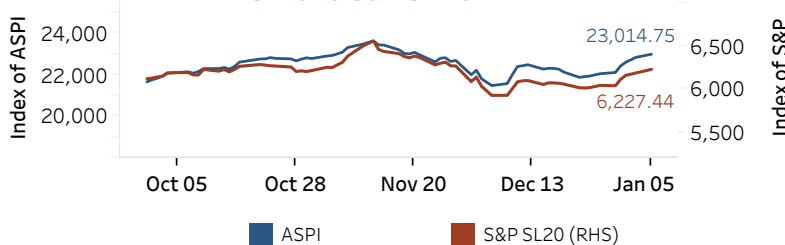
Overnight Liquidity (Rs. bn)	134.48	135.80
------------------------------	--------	--------

Source: Central Bank of Sri Lanka

Source: Ministry of Finance, Planning and Economic Development

Share Market

ASPI and S&P SL 20



05-Jan-26

Daily Turnover (Rs. mn)	5,770.85
Market Capitalization (Rs. bn)	8,220.39
PE Ratio	10.93

Foreign Purchases and Sales

(Rs. mn)

Foreign Purchases	216.29
Foreign Sales	128.40

Source: Colombo Stock Exchange

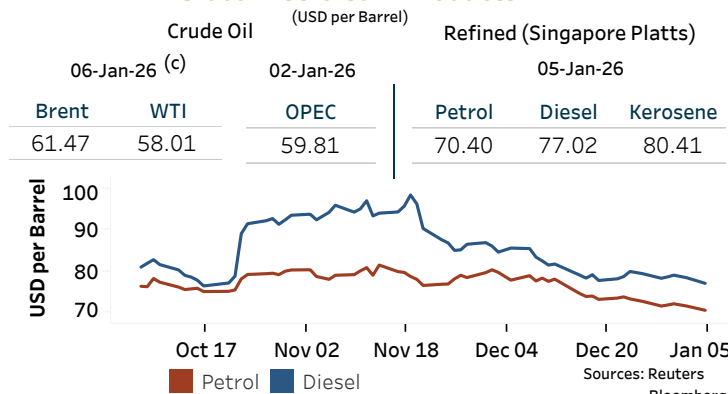
Energy

CPC Local Prices (LKR per Litre): Petrol (92 octane): 294.00

Auto Diesel: 277.00

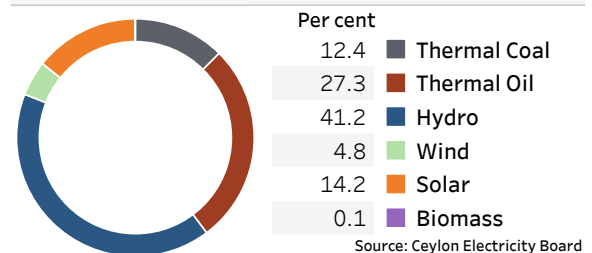
Kerosene: 180.00

Global Petroleum Products



Electricity Generation

	04-Jan-26	05-Jan-26
Total Energy (GWh)	45.41	50.85
Peak Demand (MW)	2,414.70	2,698.00



(a) The average buying and selling exchange rates are calculated based on the quotes provided at 9.30 AM on daily basis for Telegraphic Transfers (TT) for designated foreign currencies by the selected Licensed Banks

Published on 06-Jan-2026

(b) Based on actual transactions above Rs. 50 mn reported up to 4.00 PM

(c) Updated at 8.00 AM