

Daily Economic Indicators 26 December 2025



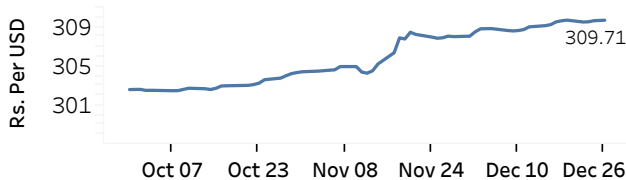
Central Bank of Sri Lanka
Statistics Department

Real GDP Growth: 2025 Q3 5.4% NCPI Y-o-Y Change: November 2.4% CCPI Y-o-Y Change: November 2.1%

Exchange Rates

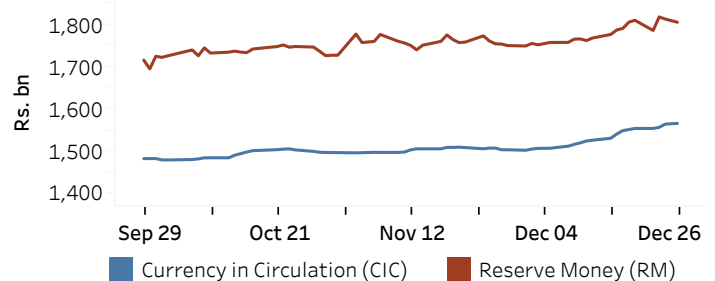
	TT Buying ^(a) (Rs. Per Unit)	TT Selling ^(a) (Rs. Per Unit)
26-Dec-25		
USD	305.8098	313.3991
GBP	411.9828	424.8720
EUR	359.2205	370.9095
JPY	1.9505	2.0166

Indicative Rate of the USD/LKR Spot Exchange Rate



Currency and Reserve Money

	(Rs.mn) 24-Dec-25	26-Dec-25
Currency in Circulation	1,565,302.22	1,566,882.23
Reserve Money	1,812,376.49	1,805,010.43



Source: Central Bank of Sri Lanka

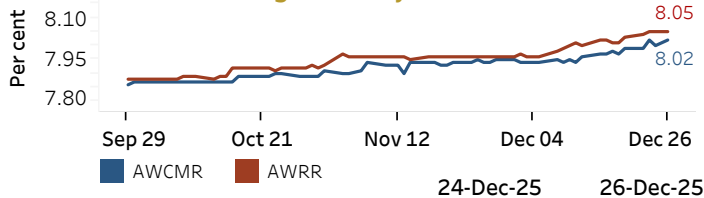
Money Market

Policy Rate (OPR): 7.75%

SRR: 2.00%

Weekly AWPR: 8.94%

Overnight Money Market



Source: Central Bank of Sri Lanka

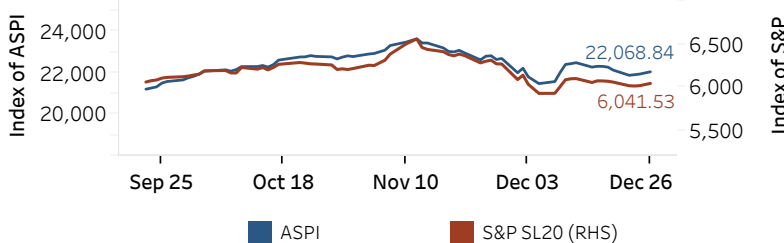
Yield Rates of T-Bills

	Primary Market 23-Dec-25	Secondary Market 26-Dec-25 ^(b)
91 Day	7.55	7.30
182 Day	7.95	7.86
364 Day	8.19	-

Source: Ministry of Finance, Planning and Economic Development

Share Market

ASPI and S&P SL 20



26-Dec-25

Daily Turnover (Rs. mn)	2,708.24
Market Capitalization (Rs. bn)	7,917.37
PE Ratio	10.53

Foreign Purchases and Sales

	(Rs. mn)
Foreign Purchases	35.57
Foreign Sales	16.67

Source: Colombo Stock Exchange

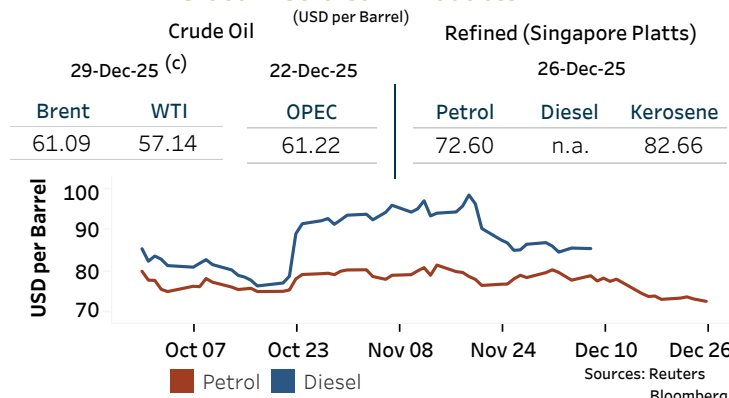
Energy

CPC Local Prices (LKR per Litre): Petrol (92 octane): 294.00

Auto Diesel: 277.00

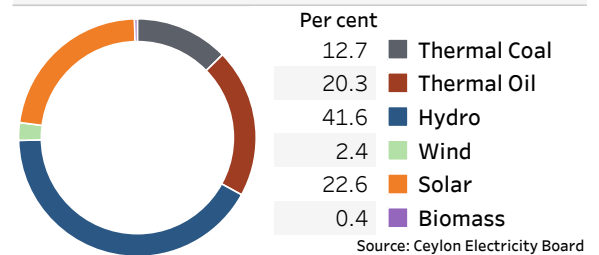
Kerosene: 180.00

Global Petroleum Products



Electricity Generation

	25-Dec-25	26-Dec-25
Total Energy (GWh)	45.58	48.36
Peak Demand (MW)	2,364.40	2,627.70



Source: Ceylon Electricity Board

(a) The average buying and selling exchange rates are calculated based on the quotes provided at 9.30 AM on daily basis for Telegraphic Transfers (TT) for designated foreign currencies by the selected Licensed Banks

Published on 29-Dec-2025

(b) Based on actual transactions above Rs. 50 mn reported up to 4.00 PM

(c) Updated at 8.00 AM

n.a. - not available