

# Daily Economic Indicators 22 December 2025



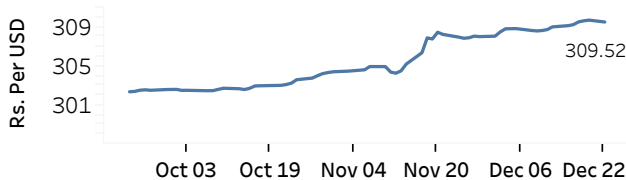
Central Bank of Sri Lanka  
Statistics Department

Real GDP Growth: 2025 Q3 5.4% NCPI Y-o-Y Change: November 2.4% CCPI Y-o-Y Change: November 2.1%

## Exchange Rates

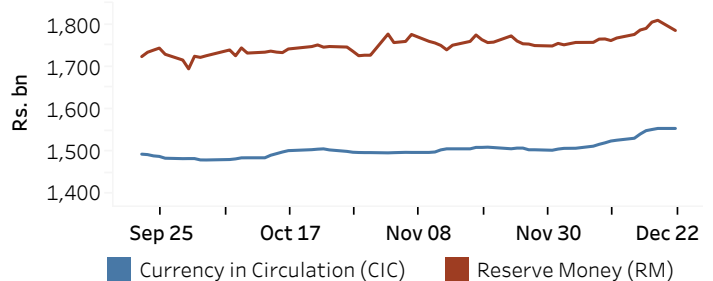
	TT Buying <sup>(a)</sup> (Rs. Per Unit)	TT Selling <sup>(a)</sup> (Rs. Per Unit)
22-Dec-25		
USD	305.7285	313.3304
GBP	408.2799	421.0612
EUR	356.9362	368.5426
JPY	1.9359	2.0015

### Indicative Rate of the USD/LKR Spot Exchange Rate



## Currency and Reserve Money

	(Rs.mn) 19-Dec-25	22-Dec-25
Currency in Circulation	1,555,073.94	1,555,068.88
Reserve Money	1,809,546.93	1,785,548.47



Source: Central Bank of Sri Lanka

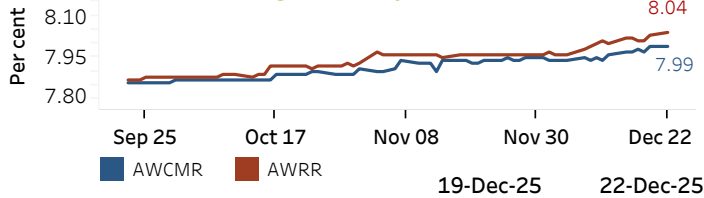
## Money Market

Policy Rate (OPR): 7.75%

SRR: 2.00%

Weekly AWPR: 8.78%

### Overnight Money Market



Overnight Liquidity (Rs. bn)	65.92	88.40
------------------------------	-------	-------

Source: Central Bank of Sri Lanka

### Yield Rates of T-Bills

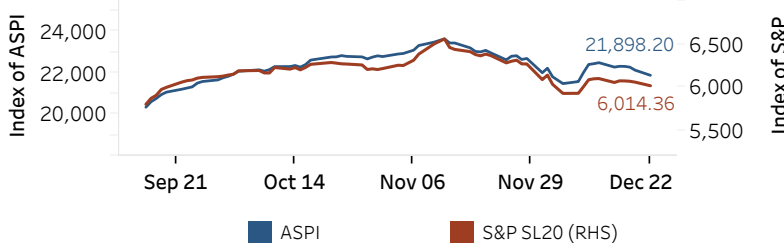
(per cent)

	Primary Market 17-Dec-25	Secondary Market 22-Dec-25 <sup>(b)</sup>
91 Day	7.51	-
182 Day	7.91	7.99
364 Day	8.03	-

Source: Ministry of Finance, Planning and Economic Development

## Share Market

### ASPI and S&P SL 20



### 22-Dec-25

Daily Turnover (Rs. mn)	2,976.16
Market Capitalization (Rs. bn)	7,869.62
PE Ratio	10.46

### Foreign Purchases and Sales

(Rs. mn)

Foreign Purchases	57.15
Foreign Sales	48.58

Source: Colombo Stock Exchange

## Energy

CPC Local Prices (LKR per Litre): Petrol (92 octane): 294.00

Auto Diesel: 277.00

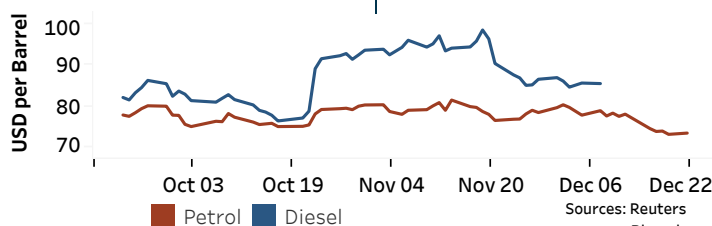
Kerosene: 180.00

### Global Petroleum Products

Crude Oil (USD per Barrel)

Refined (Singapore Platts)

23-Dec-25 <sup>(c)</sup>			19-Dec-25			22-Dec-25		
Brent	WTI	OPEC				Petrol	Diesel	Kerosene
61.97	57.89	59.93				73.40	n.a.	81.24



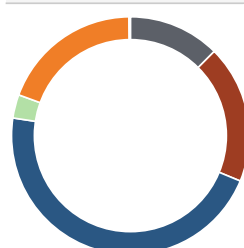
Sources: Reuters  
Bloomberg

### Electricity Generation

21-Dec-25

22-Dec-25

Total Energy (GWh)	45.07	51.35
Peak Demand (MW)	2,416.30	2,726.90



Per cent	
12.5	Thermal Coal
18.8	Thermal Oil
46.2	Hydro
3.2	Wind
19.2	Solar
0.2	Biomass

Source: Ceylon Electricity Board

(a) The average buying and selling exchange rates are calculated based on the quotes provided at 9.30 AM on daily basis for Telegraphic Transfers (TT) for designated foreign currencies by the selected Licensed Banks

(b) Based on actual transactions above Rs. 50 mn reported up to 4.00 PM

(c) Updated at 8.00 AM

n.a. - not available

Published on 23-Dec-2025