

Daily Economic Indicators 18 December 2025



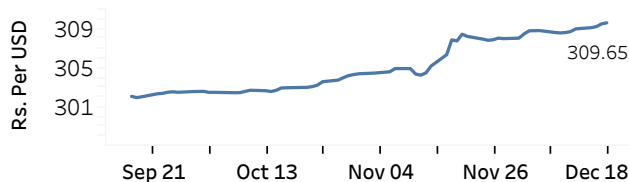
Central Bank of Sri Lanka
Statistics Department

Real GDP Growth: 2025 Q3 5.4% NCPI Y-o-Y Change: October 2.7% CCPI Y-o-Y Change: November 2.1%

Exchange Rates

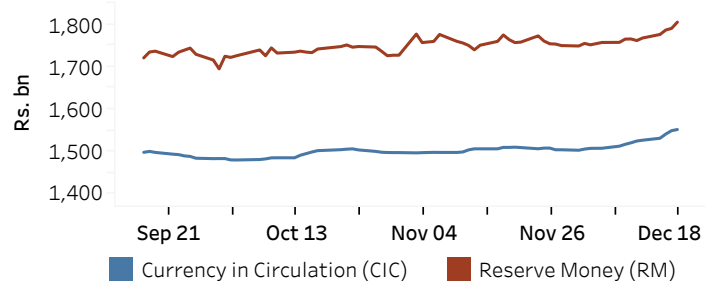
| | TT Buying ^(a) (Rs. Per Unit) | TT Selling ^(a) (Rs. Per Unit) |
|-----------|--|---|
| 18-Dec-25 | | |
| USD | 305.8439 | 313.4597 |
| GBP | 407.5495 | 420.3286 |
| EUR | 357.8024 | 369.4126 |
| JPY | 1.9567 | 2.0229 |

Indicative Rate of the USD/LKR Spot Exchange Rate



Currency and Reserve Money

| | (Rs.mn) | 17-Dec-25 | 18-Dec-25 |
|-------------------------|---------|--------------|--------------|
| Currency in Circulation | | 1,549,864.64 | 1,552,544.44 |
| Reserve Money | | 1,790,437.63 | 1,805,206.06 |



Source: Central Bank of Sri Lanka

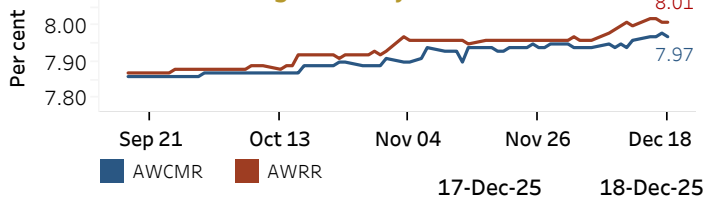
Money Market

Policy Rate (OPR): 7.75%

SRR: 2.00%

Weekly AWPR: 8.81%

Overnight Money Market



Yield Rates of T-Bills

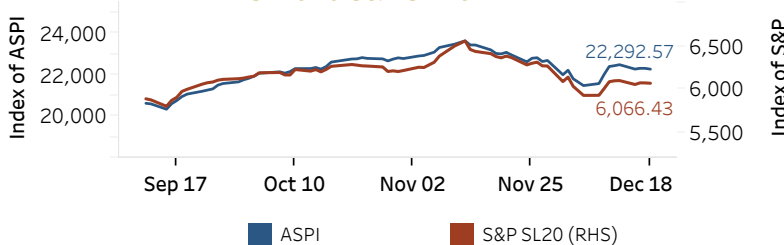
(per cent)

| | Primary Market 17-Dec-25 | Secondary Market 18-Dec-25 ^(b) |
|---------|-----------------------------|--|
| 91 Day | 7.51 | 7.40 |
| 182 Day | 7.91 | 7.91 |
| 364 Day | 8.03 | 8.00 |

Source: Ministry of Finance, Planning and Economic Development

Share Market

ASPI and S&P SL 20



18-Dec-25

| | |
|--------------------------------|----------|
| Daily Turnover (Rs. mn) | 2,344.77 |
| Market Capitalization (Rs. bn) | 7,985.17 |
| PE Ratio | 10.62 |

Foreign Purchases and Sales

(Rs. mn)

| | |
|-------------------|--------|
| Foreign Purchases | 126.86 |
| Foreign Sales | 63.02 |

Source: Colombo Stock Exchange

Energy

CPC Local Prices (LKR per Litre): Petrol (92 octane): 294.00

Auto Diesel: 277.00

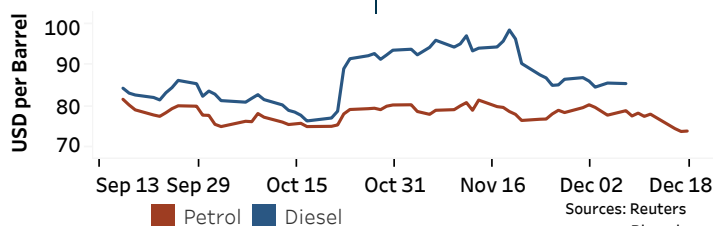
Kerosene: 180.00

Global Petroleum Products

Crude Oil (USD per Barrel)

Refined (Singapore Platts)

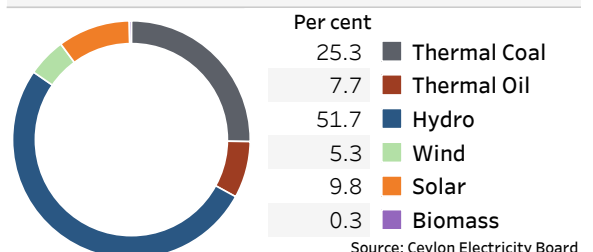
| Crude Oil | | | Refined | | |
|-----------|-------|-------|---------|--------|----------|
| Brent | WTI | OPEC | Petrol | Diesel | Kerosene |
| 59.65 | 55.99 | 59.56 | 73.90 | n.a. | 82.06 |



Sources: Reuters
Bloomberg

Electricity Generation

| | 17-Dec-25 | 18-Dec-25 |
|--------------------|-----------|-----------|
| Total Energy (GWh) | 52.64 | 51.46 |
| Peak Demand (MW) | 2,707.10 | 2,633.60 |



Source: Ceylon Electricity Board

(a) The average buying and selling exchange rates are calculated based on the quotes provided at 9.30 AM on daily basis for Telegraphic Transfers (TT) for designated foreign currencies by the selected Licensed Banks

Published on 19-Dec-2025

(b) Based on actual transactions above Rs. 50 mn reported up to 4.00 PM

(c) Updated at 8.00 AM

n.a. - not available