

Daily Economic Indicators 17 December 2025



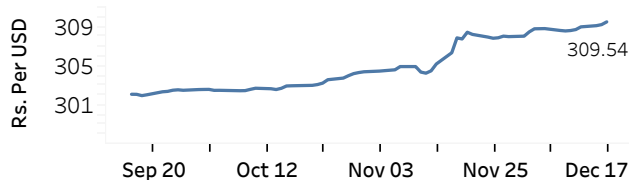
Central Bank of Sri Lanka
Statistics Department

Real GDP Growth: 2025 Q3 5.4% NCPI Y-o-Y Change: October 2.7% CCPI Y-o-Y Change: November 2.1%

Exchange Rates

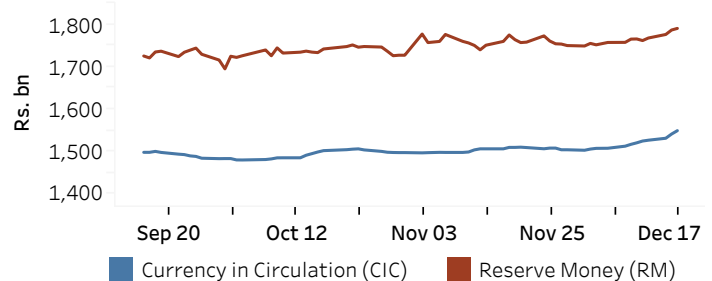
	TT Buying ^(a) (Rs. Per Unit)	TT Selling ^(a) (Rs. Per Unit)
17-Dec-25		
USD	305.6811	313.2962
GBP	408.6866	421.4896
EUR	357.5177	369.2160
JPY	1.9665	2.0330

Indicative Rate of the USD/LKR Spot Exchange Rate



Currency and Reserve Money

	(Rs.mn)	16-Dec-25	17-Dec-25
Currency in Circulation		1,541,895.32	1,549,864.64
Reserve Money		1,786,642.66	1,790,437.63



Source: Central Bank of Sri Lanka

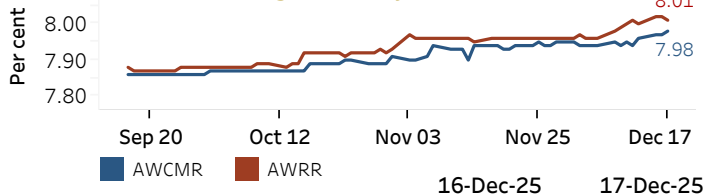
Money Market

Policy Rate (OPR): 7.75%

SRR: 2.00%

Weekly AWPR: 8.81%

Overnight Money Market



Yield Rates of T-Bills

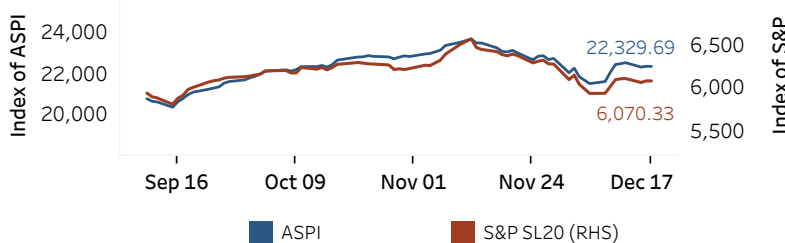
(per cent)

	Primary Market 17-Dec-25	Secondary Market 17-Dec-25 ^(b)
91 Day	7.51	7.51
182 Day	7.91	7.93
364 Day	8.03	8.03

Source: Ministry of Finance, Planning and Economic Development

Share Market

ASPI and S&P SL 20



17-Dec-25

Daily Turnover (Rs. mn)	3,325.50
Market Capitalization (Rs. bn)	7,998.14
PE Ratio	10.64

Foreign Purchases and Sales

(Rs. mn)

Foreign Purchases	14.44
Foreign Sales	144.88

Source: Colombo Stock Exchange

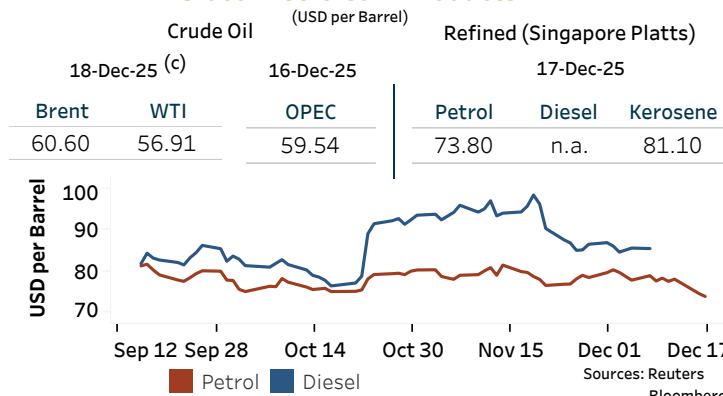
Energy

CPC Local Prices (LKR per Litre): Petrol (92 octane): 294.00

Auto Diesel: 277.00

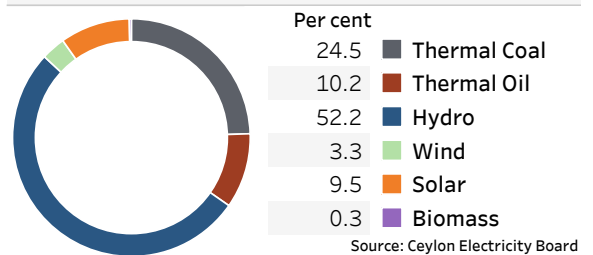
Kerosene: 180.00

Global Petroleum Products



Electricity Generation

	16-Dec-25	17-Dec-25
Total Energy (GWh)	52.80	52.64
Peak Demand (MW)	2,768.70	2,707.10



Source: Ceylon Electricity Board

(a) The average buying and selling exchange rates are calculated based on the quotes provided at 9.30 AM on daily basis for Telegraphic Transfers (TT) for designated foreign currencies by the selected Licensed Banks

(b) Based on actual transactions above Rs. 50 mn reported up to 4.00 PM

(c) Updated at 8.00 AM

n.a. - not available

Published on 18-Dec-2025