

Daily Economic Indicators 12 December 2025



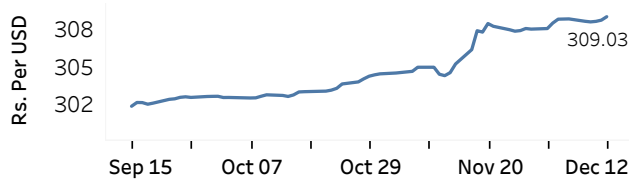
Central Bank of Sri Lanka
Statistics Department

Real GDP Growth: 2025 Q2 4.9% NCPI Y-o-Y Change: October 2.7% CCPI Y-o-Y Change: November 2.1%

Exchange Rates

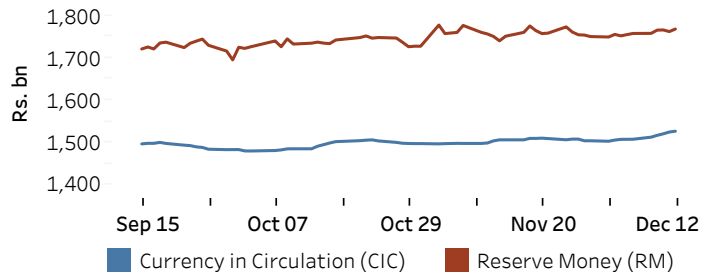
	TT Buying ^(a) (Rs. Per Unit)	TT Selling ^(a) (Rs. Per Unit)
12-Dec-25		
USD	305.3238	312.9114
GBP	407.4929	420.2219
EUR	357.0554	368.5826
JPY	1.9539	2.0201

Indicative Rate of the USD/LKR Spot Exchange Rate



Currency and Reserve Money

	(Rs.mn)	11-Dec-25	12-Dec-25
Currency in Circulation		1,525,470.19	1,527,399.13
Reserve Money		1,761,823.06	1,767,842.65



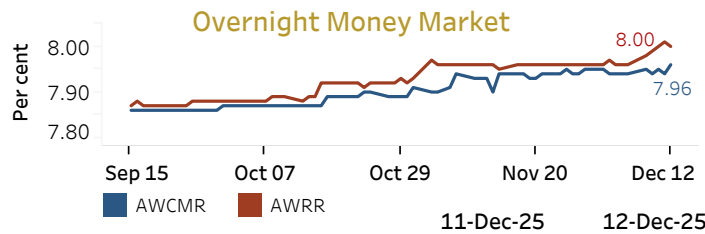
Source: Central Bank of Sri Lanka

Money Market

Policy Rate (OPR): 7.75%

SRR: 2.00%

Weekly AWPR: 8.81%



Overnight Liquidity (Rs. bn)	109.54	106.77
------------------------------	--------	--------

Source: Central Bank of Sri Lanka

Yield Rates of T-Bills

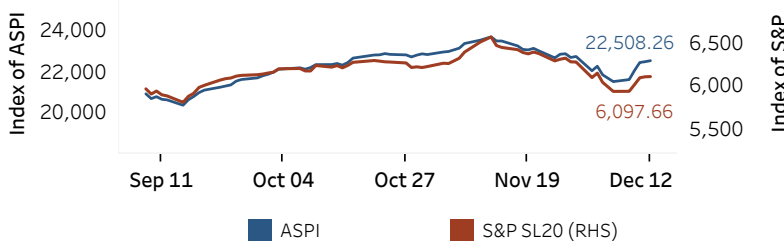
(per cent)

	Primary Market 10-Dec-25	Secondary Market 12-Dec-25 ^(b)
91 Day	7.51	7.30
182 Day	7.91	7.95
364 Day	8.03	-

Source: Ministry of Finance, Planning and Economic Development

Share Market

ASPI and S&P SL 20



12-Dec-25

Daily Turnover (Rs. mn)	3,025.45
Market Capitalization (Rs. bn)	8,019.82
PE Ratio	10.73

Foreign Purchases and Sales

(Rs. mn)

Foreign Purchases	118.47
Foreign Sales	184.39

Source: Colombo Stock Exchange

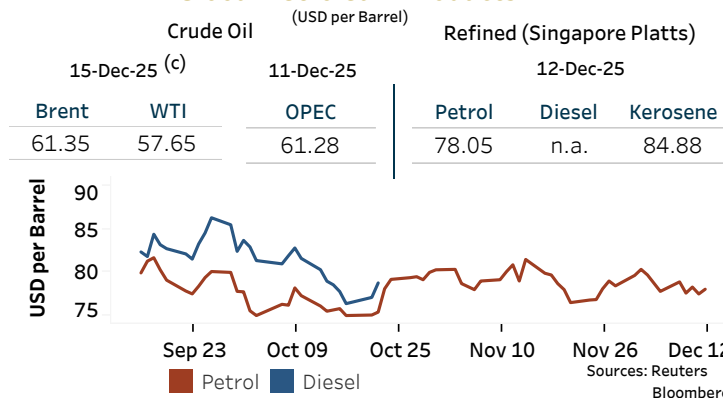
Energy

CPC Local Prices (LKR per Litre): Petrol (92 octane): 294.00

Auto Diesel: 277.00

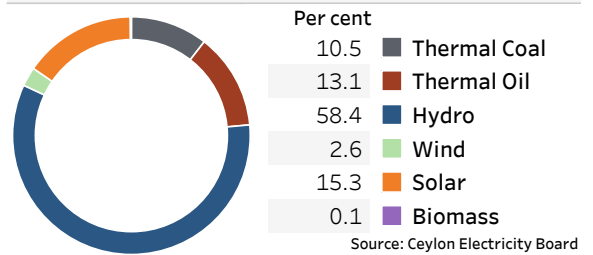
Kerosene: 180.00

Global Petroleum Products



Electricity Generation

	11-Dec-25	12-Dec-25
Total Energy (GWh)	50.71	50.43
Peak Demand (MW)	2,591.40	2,545.00



Source: Ceylon Electricity Board

(a) The average buying and selling exchange rates are calculated based on the quotes provided at 9.30 AM on daily basis for Telegraphic Transfers (TT) for designated foreign currencies by the selected Licensed Banks

(b) Based on actual transactions above Rs. 50 mn reported up to 4.00 PM

(c) Updated at 8.00 AM

Published on 15-Dec-2025